





KRATOS
SAFETY
SOLUTIONS FOR LIFE

GENERAL CATALOGUE
2021-2022



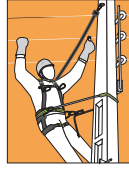




Travail en nacelle / Work on an aerial work platform / Trabajo en altura con plataforma elevadora / Lavoro in cestello / Arbeitsbühne



Travail sur plan incliné / Work on an inclined plane / Trabajo en plano inclinado / Lavoro su piano inclinato / Geneigte Ebene




Travail en maintien au poste / Work station holding / Trabajo con sujeción al puesto / Lavoro in postazione / Sicherung bei der Arbeit



Travail sur échelle / Work on a ladder / Trabajo en escalera / Lavoro su scala / Feststehende Leiter



Travail en espace confiné / Work in confined space / Trabajo en espacio confinado / Lavori in spazio confinato / Enge Bereiche



Descente en double corde / Descent with a double rope / Descenso con doble cuerda / Discesa in doppia corda / Abseilen am Doppelseil



Travail en retenue / Work restraint / Trabajo en retención / Lavoro in trattenua / Rückhaltung bei der Arbeit



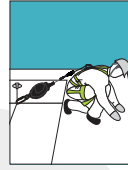
Auto-évacuation / Self-evacuation / Autoevacuación / Autoevacuazione / Selbstbergung



Sauvetage - Évacuation / Rescue - Evacuation / Rescate - Evacuación / Salvataggio - Evacuazione / Rettung - Bergung



Travail sur structure métallique (ou autre) / Work on metal structure (or other) / Trabajo en estructura metálica (u otra) / Lavoro su struttura metallica (o altro) / Metallstruktur



Travail sur plan horizontal avec présence ou non d'arête vive / Work on a horizontal plane with or without a sharp edge / Trabajo en plano horizontal con o sin arista viva / Lavoro su piano orizzontale in presenza o meno di spigolo vivo / Horizontale Ebene



Travail sur échafaudage ou structure similaire en maintenance industrielle / Work on scaffolding or similar structure in industrial maintenance / Trabajo en andamio o estructura similar de mantenimiento industrial / Lavoro su ponteggio o struttura analoga in manutenzione industriale / Gerüst



Travail sur encadrement de porte ou fenêtre (installation et/ou maintenance) / Work on a door or window frame (installation and/or maintenance) / Trabajo en marco de puerta o ventana (instalación o mantenimiento) / Lavoro su telaio di porta o finestra (installazione e/o manutenzione) / Tür- oder Fensterrahmen



Usage occasionnel / Occasional use / Uso occasionale / Gelegentlicher Gebrauch



Usage régulier / Regular use / Uso regular / Regelmäßiger Gebrauch



Usage fréquent / Frequent use / Uso frequente / Häufiger Gebrauch



Usage intensif / Intensive use / Uso intensivo / Intensiver Gebrauch



Ajustement vers le bas / Downward adjustment / Ajuste hacia abajo / Regolazione verso il basso / Anpassung nach unten

SIZES

KG

Taille Poids maxi utilisateur / Size Max. user weight / Tamaño Peso máximo del usuario / Dimensione Peso massimo dell'utente / Größe Höchstgewicht des Benutzers

LG.

KG

Longueur Poids maxi utilisateur / Length Max. user weight / Longitud Peso máximo del usuario / Lunghezza Peso Max. dell'utente / Länge Höchstgewicht des Benutzers

LG. (MAX./MIN.)

KG

Longueur (mini / maxi) Poids maxi utilisateur / Length (min. / max.) Max. user weight / Longitud (mínima / máxima) Peso máximo del usuario / Lunghezza (mini / maxi) Peso Max. dell'utente / Länge (min./max) Höchstgewicht des Benutzers

LG. MAX. LG.

Longueur / Longueur maximum / Length / Max. Length / Longitud / Longitud máxima / Lunghezza / Lunghezza massima / Länge / Maximale Länge



Norme Standard Norma Norma Norm

Matière Material Material Materia Material



Poids du produit / Product weight / Peso del producto / Dimensione Peso massimo dell'utente / Größe Höchstgewicht des Benutzers



Nombre de boucles de réglage / boucles automatiques / Number of adjustment buckles / automatic buckles / Cantidad de hebillas de ajuste / hebillas automáticas / Numero di fibbie di regolazione / fibbie autobloccanti / Anzahl der Einstellschnallen / Schnellverschluss-Schnallen



Matière dés / boucles / Material of rings / buckles / Material de anillas en D / hebillas / Materia del D / Fibbie / Material D-Ringe/Schnallen



Matière sangle 45 mm / 45 mm wide webbing material / Material de correa 45 mm / Materia della cinghia di 45 mm / Material 45 mm-Gurt



Nombre de dés porte-outils / poignées porte-matériel / triangles porte-accessoires / Number of tool-holding D-rings/equipment-holding handles/accessory-holding triangles / Cantidad de anillas en D portaherramientas / asas portamateriales / triángulos portaccessorios / Numero di portautensili / maniglie portamateriale / triangoli portaccessori / Anzahl der Werkzeug-D-Ringe / Werkzeug-Halteringe / Zubehör-Triangel

ATTACHMENT

Points d'accrochage / Attachment points / Puntos de enganche / Punti di attacco / Anschlagpunkte



Point fort / Key feature / Ventaja principal / Produktvorteil

ELASTIC

Sangle élastique / Elastic webbing / Cinta elástica / Cinghia elastica / Elastischer Gurt

RETROREFLECTIVE

Sangle rétro réfléchissante / Retroreflective webbing / Correa retrorreflectante / Cinghia catarifrangente / Reflektierender Gurt



Boucles empêchant l'ouverture non intentionnelle / Buckles preventing unintentional opening / Hebillas que impiden la apertura involuntaria / Fibbie per impedire l'apertura involontaria / Klick-Schnallen mit Schutz vor unbeabsichtigtem Öffnen

History



2011

Création de KRATOS SAFETY dans un entrepôt de 650 m² à St Pierre de Chandieu (près de Lyon).

Founding of KRATOS SAFETY on a 650 m² warehouse in St Pierre de Chandieu (close to Lyon).

Creación de KRATOS SAFETY en un almacén de 650 m² en St Pierre de Chandieu (cerca de Lyon).

Fondazione di KRATOS SAFETY in un'azienda di 650 m² a St Pierre de Chandieu (vicino a Lione).

Grundung des Unternehmens KRATOS SAFETY in einem 650 m² großen Lagerhaus in St. Pierre de Chandieu (in der Nähe von Lyon).



2015

KRATOS SAFETY lance *I-BeSafe*, logiciel facile et gratuit de calcul de tirant d'air.

KRATOS SAFETY launches *I-BeSafe*, a free software that allows you to calculate easily your clearance for any Kratos Safety device.

KRATOS SAFETY crea *I-BeSafe*, un software libre e fácil per calcular de distancia libre necesario para el uso de los productos Kratos Safety.

KRATOS SAFETY crea *I-BeSafe*, un software gratis e facile per calcolare el tirante d'aria dei prodotti Kratos Safety

KRATOS SAFETY bringt *I-Be Safe* auf den Markt, eine einfache und kostenlose Software zur Berechnung der Auffanghöhe.



2017

KRATOS SAFETY emménage dans ses tout nouveaux locaux de 2000 m² à Heyrieux (proche de Lyon).

KRATOS SAFETY moves in its new premises of 2000 m² in Heyrieux (close to Lyon).

KRATOS SAFETY se muda a sus nuevas instalaciones de 2000 m² en Heyrieux (cerca de Lyon, en Francia).

KRATOS SAFETY si trasferisce in un nuovissimo spazio di proprietà di 2000 m² a Heyrieux (nei pressi di Lione).

KRATOS SAFETY zieht in seine brandneuen, 2000 m² großen Räumlichkeiten in Heyrieux (in der Nähe von Lyon) um.



2018

Lancement de :

- K-S.One, logiciel gratuit de gestion des EPI Kratos Safety
- «Helixon», nouvelle gamme d'antichutes à rappel automatique et
- «KS-Line», gamme de ligne de vie horizontale.

Launching of:

- K-S.One, a free Kratos Safety PPE follow-up software,
- "Helixon", a new range of retractable fall arresters, and
- "KS-Line", a horizontal lifeline system.

Lanzamiento de:

- K-S.One, programa gratuito de gestión de EPI Kratos Safety,
- «Helixon», nueva gama de anticaídas retráctiles y
- «KS-Line», gama de líneas de vida horizontales.

Lancio di:

- K-S.One, software gratuito per la gestione dei DPI Kratos Safety,
- "Helixon", nuova gamma di anticaduta retrattili e
- "KS-Line", gamma di linee vita orizzontali.

Markteinführung von:

- K-S.One, kostenlose Software für das Management der PSA von Kratos Safety,
- „Helixon“, eine neue Produktpalette von Absurzsicherungen mit automatischer Rückführung und
- „KS-Line“, Sortiment an horizontalen Rettungsleinen.



2020

Extension de ses bâtiments de 1000 m² supplémentaires, ainsi qu'une nouvelle zone de formation de 300 m² permettant de se familiariser ou de peaufiner l'utilisation de l'ensemble de la gamme KRATOS SAFETY.

Expansion of its premises with 1000 additional square meters, as well as a brand new 300m² training center to discover & perfect the usage of the entire KRATOS SAFETY range.

Ampliación de sus edificios con 1000 m² adicionales, así como una nueva zona de formación de 300 m² para familiarizarse o perfeccionar el uso de toda la gama KRATOS SAFETY.

Altri 1000 m² di spazio e una nuova area di 300 m² appositamente pensata in ottica formazione, per imparare a usare o perfezionare l'utilizzo di tutti i prodotti delle gamme KRATOS SAFETY.

Gebäudeanbau von weiteren 1000 m² sowie ein neuer 300 m² großer Weiterbildungsbe- reich, um sich mit dem Einsatz der gesamten Produktpalette von KRATOS SAFETY vertraut zu machen und diese besser zu nutzen.

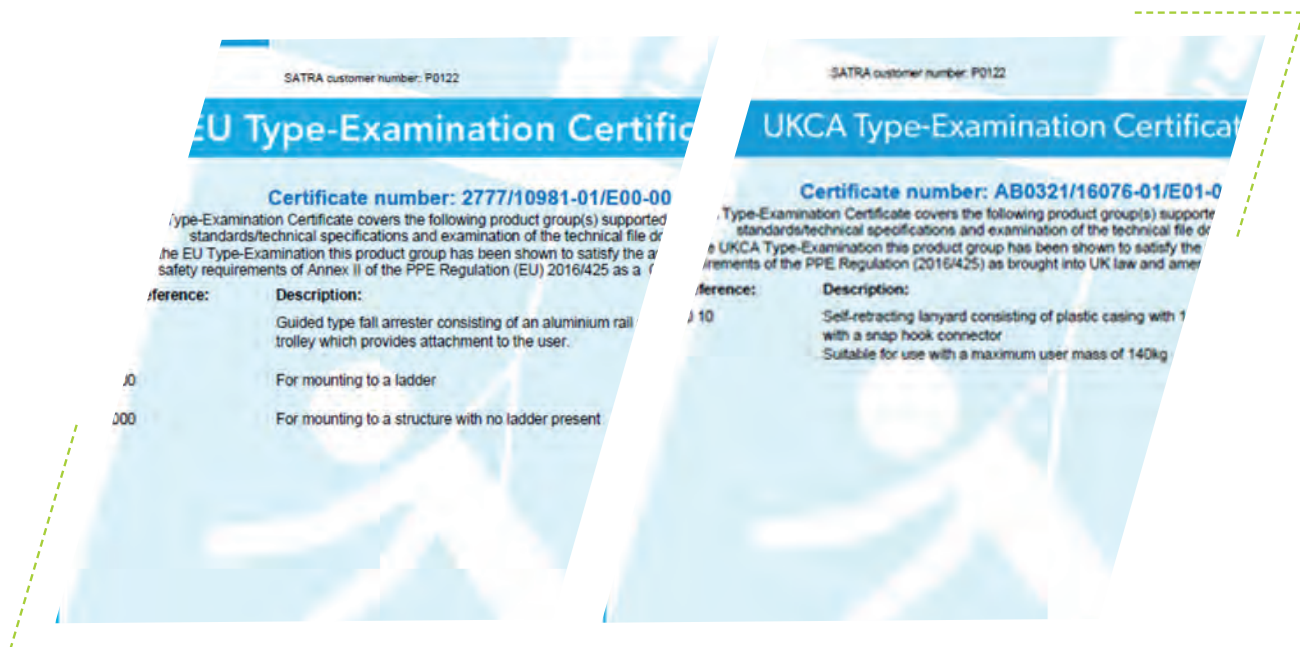
Standards	Description	PPE Type 3* EPI Type 3*	Not PPE Type 3** Non EPI Type 3**
EN 341	Dispositif de descente pour le sauvetage Rescue descender devices Dispositivo de descenso para el rescate Dispositivi di discesa per salvataggio Abseilvorrichtung für Bergungen		✓
EN 353-1	Antichutes mobiles incluant un support d'assurage rigide Guided type fall arresters including a rigid anchor line Dispositivos anticaídas deslizantes sobre línea de anclaje rígida Anticaduta mobili con supporto di sicurezza rigido Mitlaufende Auffanggeräte einschließlich fester Führung	✓	
EN 353-2	Antichutes mobiles incluant un support d'assurage flexible Guided type fall arresters including a flexible anchor line Dispositivos anticaídas deslizantes sobre línea de anclaje flexible Anticaduta mobili con supporto di sicurezza flessibile Mitlaufendes Auffanggerät einschließlich beweglicher Führung	✓	
EN 354	Longes Lanyards Elementos de amarre Cordini Verbindungsmittel	✓	
EN 355	Absorbeurs d'énergie Energy absorbers Absorbedores de energía Assorbitori di energia Falldämpfer	✓	
EN 358	Ceintures de maintien au travail et de retenue, et longes de maintien Belts for work positioning and restraint, and work positioning lanyards Cinturones para sujeción y retención y elementos de amarre de sujeción Cinture di posizionamento e mantenimento sul lavoro e cordini di posizionamento sul lavoro Halte- und Rückhaltgurte, Verbindungsmittel	✓	
EN 360	Antichutes à rappel automatique Retractable fall arresters Anticaídas retráctiles Anticaduta retrattili Höhensicherungsgeräte mit automatischem Rückzug	✓	
EN 361	Harnais antichute Full body harnesses Arneses anticaídas Imbracature anticaduta Auffanggurte	✓	
EN 362	Connecteurs Connectors Conectores Connettori Verbindungselemente	✓	
EN 566	Équipement d'alpinisme et d'escalade - Anneaux Mountaineering equipment - Slings Equipo de alpinismo y escalada - Anillos de cinta Attrezzatura per alpinismo - Anelli Bergsteigerausrüstung - Schlingen	✓	
EN 567	Équipement d'alpinisme et d'escalade - Bloqueurs Mountaineering equipment - Rope clamps Equipo de alpinismo y escalada - Bloqueadores Attrezzatura per alpinismo - Bloccanti Bergsteigerausrüstung - Seilklemmen	✓	
EN 795 Type B-E EN795 Type A-C-D	Dispositifs d'ancrage Anchor devices Dispositivos de anclaje Dispositivi di ancoraggio Verankerungsvorrichtungen	✓	✓
TS 16415 (1/2)	Equipements de protection individuelle contre les chutes de hauteur - Dispositifs d'ancrage - Recommandations pour les dispositifs d'ancrage utilisés simultanément par plus d'une personne Personal fall protection equipment - Anchor devices - Recommendations for anchor devices for use by more than one person simultaneously		✓

Standards	Description	PPE Type 3* EPI Type 3*	Not PPE Type 3** Non EPI Type 3**
TS 16415 (2/2)	Equipos de protección individual contra caídas. Dispositivos de anclaje. Recomendaciones relativas a los dispositivos de anclaje para ser utilizados por varias personas al mismo tiempo Dispositivi individuali per la protezione contro le cadute - Dispositivi di ancoraggio - Raccomandazioni per dispositivi di ancoraggio per l'uso da parte di più persone contemporaneamente Persönliche Absturzschauszüstung - Anschlagleinrichtungen - Empfehlungen für Anschlagleinrichtungen, die von mehreren Personen gleichzeitig benutzt werden		✓
EN 813	Ceintures à cuissardes Sit harnesses Arneses de asiento Cinture con cosciali Sitzgurte	✓	
EN 1496	Dispositifs de sauvetage par élévation Rescue lifting devices Dispositivos de rescate mediante izado Sistemi di salvataggio dall'alto Hubrettungsgeräte		✓
EN 1497	Harnais de sauvetage Rescue harnesses Arneses de rescate Imbracature di salvataggio Rettungsgurte	✓	
EN 1498	Sangles de sauvetage Rescue loops Cintas de rescate Cinghie di salvataggio Rettungsbänder		✓
EN 1891	Cordes tressées gainées à faible coefficient d'allongement Low stretch Kernmantle rope Cuerdas trenzadas con funda, semiestáticas Corde intrecciate rivestite con guaina a basso coefficiente d'allungamento Geflochtene Kernmantelseile mit geringer Dehnung	✓	
EN 12277	Équipement d'alpinisme et d'escalade - Harnais - Exigences de sécurité et méthodes d'essai Mountaineering and climbing equipment - Harnesses - Safety requirements and test methods Equipo de alpinismo y escalada - Arneses - Requisitos de seguridad y métodos de ensayo Attrezzatura per alpinismo - Imbracature - Requisiti di sicurezza e metodi di prova Bergsteigerausrüstung - Anseilgurte - Sicherheitstechnische Anforderungen und Prüfverfahren	✓	
EN 12278	Poules - Exigence de sécurité et méthodes d'essai Pulleys - Safety requirements and test methods Poleas - Requisitos de seguridad y métodos de ensayo Pulegge - Requisiti di sicurezza e metodi di prova Seilrollen - Sicherheitstechnische Anforderungen und Prüfverfahren	✓	
EN 12492	Équipement d'alpinisme et d'escalade - Casques d'alpinistes Mountaineering and climbing equipment - Helmets for mountaineers Equipo de alpinismo y escalada - Cascos para alpinistas Attrezzatura per alpinismo - Caschi per alpinisti Bergsteigerausrüstung - Bergsteigerhelme	✓ Type 2*	
EN 397	Casque de protection pour l'industrie Industrial safety helmet Cascos de protección para la industria Elmetti di protezione per l'industria Industrieschutzhelme	✓	
EN 12841	Systèmes d'accès par corde - Dispositif de réglage de corde pour maintien au poste de travail Access systems - Rope adjustment devices Sistemas de acceso mediante cuerda - Dispositivos de regulación de cuerda Sistemi accesso su fune - Dispositivi di regolamento su fune per posizionamento sul lavoro Systeme für seilunterstütztes Arbeiten - Seileinstellvorrichtungen zum Halten an der Arbeitsposition	✓	

* Les produits conformes à cette norme doivent avoir une Attestation d'Examen UE de Type.
Products conform to this standard must have an EU type examination certificate.
Los productos conformes con esta norma deben de tener un Certificado de examen UE de tipo.
I prodotti conformi a questa norma devono essere muniti di Attestato UE del Tipo.
Die mit dieser Norm konformen Produkte müssen über eine EG-Baumusterbescheinigung verfügen.

** Les produits conformes à cette norme ne peuvent pas avoir une Attestation d'Examen UE de Type.
Products conform to this standard cannot have an EU type examination certificate.
Los productos conformes con esta norma no pueden tener un Certificado de examen UE de tipo.
I prodotti conformi a questa norma non possono essere muniti di Attestato UE del Tipo.
Die mit dieser Norm konformen Produkte dürfen keine EG-Bescheinigung dieser Art besitzen.

Standards	Description
DIN 19427	Équipement de protection individuelle contre les chutes de hauteur pour une utilisation dans des paniers de travail sur les plateformes élévatrice mobiles Personal protective equipment against falls from a height for use on mobile elevating working platforms Equipo de protección individual contra las caídas de altura para un uso sobre plataformas elevadoras Dispositivi individuali per la protezione contro le cadute dall'alto per l'utilizzo su piattaforme di lavoro mobili elevabili Persönliche Schutzausrüstung gegen Absturz zur Verwendung in Arbeitskörben auf fahrbaren Hubarbeitsbühnen
EN 696	Cordages en fibre - Polyamide Fiber ropes for general service - Polyamide Cuerdas de fibra para usos diversos - Poliamida Corde in fibra - Poliammide Polyamid-Faserseile
EN 1149-1	Vêtements de protection - Propriétés électrostatiques - Résistivité de surface Protective clothing - Electrostatic properties - Surface resistivity Ropa de protección - Propiedades electrostáticas - Resistividad superficial Indumenti di protezione - Proprietà elettrostatiche - Resistività di superficie Schutzkleidung - Elektrostatische Eigenschaften - Oberflächenwiderstand
EN 13463	Appareils non électriques destinés à être utilisés en ATmosphères EXplosibles Non-electrical equipment for use in potentially explosive atmospheres Equipos no eléctricos destinados a atmósferas potencialmente explosivas Apparecchi non elettrici destinati all'uso in atmosfere esplosive (ATEX) Nicht-elektrische Geräte für den Einsatz in explosionsgefährdeten Bereichen (ATEX)
ISO 9150	Vêtements de protection - Comportement des matériaux au contact de petites projections de métal liquide Protective clothing - Performance of materials upon contact with small splashes of molten metal Ropa de protección - Comportamiento de los materiales al impacto de pequeñas salpicaduras de metal fundido Indumenti di protezione - Comportamento dei materiali a contatto con piccole proiezioni di metallo liquido Schutzkleidung - Verhalten von Materialien bei Einwirkung von kleinen Spritzern geschmolzenen Metalls
ISO 15025	Vêtements de protection - Protection contre la chaleur et les flammes Protective clothing - Protection against heat and flames Ropa de protección - Protección contra el calor y las llamas Indumenti di protezione - Protezione contro il calore e le fiamme Schutzkleidung - Schutz gegen Hitze und Flammen
ISO 20471	Vêtements de signalisation Haute Visibilité High visibility warning clothing for professional use Ropa de señalización de alta visibilidad Giubbotti Alta Visibilità Warnkleidung Hohe Sichtbarkeit



REGLAMENTACIÓN EUROPEA

En el marco de la reglamentación, se entiende por EPI (equipos de protección individual) «todo dispositivo o medio destinado a ser llevado o sujetado por una persona con el fin de protegerla contra uno o varios riesgos susceptibles de amenazar su salud y su seguridad en el trabajo, así como todo complemento o accesorio destinado a este objetivo».

La reglamentación europea 2016/425 determina principalmente:

- las responsabilidades de los operadores económicos en el ámbito de los EPI,
- los procedimientos de evaluación de la conformidad, a los cuales los EPI deben responder para poder disfrutar de la libre circulación dentro de la Unión Europea.

La categorización de los EPI:

EPI tipo I: Riesgos menores (destinados a proteger contra las lesiones superficiales). El fabricante realiza una autocertificación según el módulo A. Declara que el nuevo ejemplar del EPI cumple con los requisitos de la reglamentación. Su propia responsabilidad se ve comprometida. Por eso, el producto recibe el marcado CE.

EPI tipo II: Riesgos intermedios (destinados a proteger contra los riesgos mecánicos, térmicos, químicos) distintos de los de las categorías I y III. El fabricante presenta una solicitud de examen UE de tipo según el módulo B, acompañada del expediente técnico del EPI, por un laboratorio notificado europeo, que realiza una serie de pruebas y el estudio del expediente para determinar la adjudicación de un certificado de examen UE de tipo. Paralelamente, el fabricante cumple con un procedimiento de control de la producción según el módulo C.

EPI tipo III: Riesgos mortales (destinados a proteger contra los riesgos mortales o irreversibles para la salud). El fabricante puede elegir para el control de fabricación de su producto entre un control supervisado de los productos a intervalos aleatorios según el módulo C2, o el sistema de garantía de calidad del modo de producción según el módulo D. Anteriormente, realiza los mismos trámites para la certificación del producto según el módulo B que para los EPI destinados a los tipos de riesgos intermedios (tipo II).

Todos los EPI destinados a la protección contra las caídas de altura pertenecen a la categoría III.

El marcado CE se aplica a las tres categorías.

Los productos así certificados llevan el marcado CE, seguido de la categoría III y del número del organismo notificado que ejerce el control de la calidad.

Para cada producto certificado, el fabricante suministra un manual informativo con sus datos, las instrucciones de almacenamiento, empleo, mantenimiento, una recomendación de la fecha de caducidad y el significado de los marcados.

Todas estas especificaciones se estipulan en las normas «armonizadas» EN contiguas.

EUROPÄISCHE VORSCHRIFTEN

Im Rahmen der geltenden Vorschriften versteht man unter PSA (persönliche Schutzausrüstung) „jede Ausrüstung, die dazu bestimmt ist, von einer Person als Schutz gegen ein oder mehrere Risiken für ihre Gesundheit oder ihre Sicherheit getragen oder gehalten zu werden, sowie jede mit demselben Ziel verwendete und mit der persönlichen Schutzausrüstung verbundene Zusatzausrüstung“.

Die Verordnung (EU) 2016/425 bestimmt im Wesentlichen:

- die Verantwortlichkeiten der Wirtschaftakteure im Bereich der PSA,
- die Konformitätsbewertungsverfahren, denen die PSA unterzogen werden müssen, um Anspruch auf den freien Verkehr in der Europäischen Union zu haben.

Die Einstufung der PSA:

PSA Kategorie I: Einfache PSA zum Schutz gegen minimale Gefahren (oberflächliche Verletzungen). Der Hersteller nimmt eine interne Fertigungskontrolle gemäß Modul A vor. Er erklärt, dass das neue Exemplar der PSA den geltenden Anforderungen dieser Verordnung genügt. Er haftet für die Ausrüstung. Das Produkt erhält die CE-Kennzeichnung.

PSA Kategorie II: PSA zum Schutz vor mittleren (mechanischen, thermischen, chemischen) Risiken, die nicht in den Kategorien I und III enthalten sind.

Der Hersteller reicht bei einem notifizierten europäischen Labor, das eine Reihe von Prüfungen durchführt und die Unterlagen im Hinblick auf die Ausstellung einer EU-Baumusterprüfbescheinigung prüft, einen Antrag auf eine EU-Baumusterprüfung gemäß Modul B ein, dem die technischen Unterlagen der PSA beigelegt sind. Gleichzeitig befolgt der Hersteller ein Produktionskontrollverfahren gemäß Modul C.

EPI Kategorie III: Komplexe PSA zum Schutz vor tödlichen Gefahren und irreversiblen Gesundheitsschäden. Der Hersteller hat zur Fertigungskontrolle seines Produkts die Wahl zwischen überwachten Produktprüfungen in unregelmäßigen Abständen gemäß Modul C2 oder der Qualitätssicherung bezogen auf den Produktionsprozess gemäß Modul D. Zuvor hat er das gleiche Produktzertifizierungsverfahren gemäß Modul B wie für PSA zum Schutz vor mittleren Risiken zu befolgen (Kategorie II).

PSA für den Sturzschutz aus größeren Höhen gehören vollumfänglich der Kategorie III an.

Die CE-Kennzeichnungen gelten für die drei Kategorien.

Die dementsprechend zertifizierten Produkte tragen die CE-Kennzeichnung, bei Kategorie III gefolgt von der Nummer der für die Qualitätsprüfung notifizierten Stelle.

Für jedes zertifizierte Produkt liefert der Hersteller ein Informationsmerkblatt mit seiner Anschrift, den Lageranweisungen, Gebrauchs-, Instandhaltungsanweisungen, mit einer Empfehlung für das Verfalldatum und die Bedeutung der Kennzeichnungen.

Alle Spezifikationen sind den "harmonisierten", oben stehenden EN-Normen zu entnehmen.

REGOLAMENTI EUROPEE

Secondo la normativa, per DPI (Dispositivo di Protezione Individuale) si intende "qualsiasi attrezzatura destinata ad essere indossata e tenuta dal lavoratore allo scopo di proteggerlo contro uno o più rischi suscettibili di minacciarne la sicurezza o la salute durante il lavoro, nonché ogni complemento o accessorio destinato a tale scopo".

Il regolamento europeo 2016/425 determina principalmente:

- le responsabilità degli operatori economici per quanto riguarda i DPI,
- le procedure di valutazione della conformità alle quali i DPI devono rispondere per beneficiare della libera circolazione nell'Unione Europea.

Classificazione dei DPI:

DPI tipo I: Rischi minori (destinati a proteggere da lesioni superficiali). Il fabbricante procede ad autocertificazione secondo il modulo A. Dichiarata che la nuova copia del DPI è conforme ai requisiti del regolamento. La sua responsabilità è impegnata. Il prodotto riceve così la marcatura CE.

DPI tipo II: Rischi intermedi (destinati a proteggere dai rischi meccanici, termici, chimici) diversi da quelli delle categorie I e III. Il fabbricante presenta una domanda di esame CE del tipo secondo il modulo B unitamente al fascicolo tecnico del DPI presso uno dei laboratori europei notificati, il quale procede a una serie di test e allo studio del fascicolo per l'attribuzione di un attestato di esame CE del tipo se il DPI è conforme. In parallelo il fabbricante si conforma alla procedura di controllo della produzione secondo il modulo C.

DPI tipo III: Rischi mortali (destinati a proteggere dai rischi mortali o irreversibili per la salute). Il fabbricante deve scegliere per il controllo di fabbricazione del suo prodotto tra il controllo supervisionato dei prodotti a intervalli casuali secondo il modulo C2 o il sistema di assicurazione qualità del modo di produzione secondo il modulo D. A priori avrà inoltrato la stessa pratica di certificazione del prodotto secondo il modulo B di quella relativa ai DPI destinati ai tipi di rischi intermedi (tipo II).

I DPI destinati alla protezione da cadute in altezza appartengono tutti alla categoria III.

La marcatura CE si applica alle tre categorie.

I prodotti così certificati recano la marcatura CE seguita dalla categoria III, dal numero dell'organismo notificato che assicura il controllo della qualità.

Per ciascun prodotto certificato il fabbricante fornisce un documento informativo recante i suoi dati, le istruzioni di stoccaggio, d'uso, di manutenzione, una raccomandazione della data di scadenza e il significato delle marcature.

Tutte queste specifiche sono previste nelle norme "armonizzate" EN elencate a lato.

SOMMAIRE / CONTENTS / ÍNDICE / SOMMARIO / INHALT

10

HARNAIS, CEINTURES ET ACCESSOIRES
HARNESSES, BELTS & ACCESSORIES
ARNESES, CINTURONES Y ACCESORIOS
IMBRACATURE, CINTURE E ACCESSORI
AUFFANG, HALTEGURTE UND ZUBEHÖR

34

GAMMES SPÉCIFIQUES
SPECIFIC LINES
GAMAS ESPECÍFICAS
GAMME SPECIFICHE
SPEZIFISCHE KATEGORIEN

48

ANTICHUTES À RAPPEL AUTOMATIQUE
RETRACTABLE FALL ARRESTERS
ANTICAÍDAS RETRÁCTILES
ANTICADUTA RETTRATILI
ABSTURZSICHERUNG MIT AUTOMATISCHEM RÜCKZUG

67

ANTICHUTES COULISSANTS
GUIDED TYPE FALL ARRESTERS
ANTICAÍDAS DESLIZANTES
ANTICADUTA SCORREVOLI
MITLAUFENDE ABSTURZSICHERUNG

80

LONGES AVEC ABSORBEUR D'ÉNERGIE
ENERGY ABSORBING LANYARDS
ESLINGAS CON ABSORBEDOR DE ENERGÍA
CORDINI CON ASSORBITORE DI ENERGIA
VERBINDUNGSMITTEL MIT FALLDÄMPFER

92 98

LONGES
LANYARDS
ESLINGAS
CORDINI
HALTESEILE

CONNECTEURS
CONNECTORS
CONECTORES
CONNETTORI
VERBINDUNGSELEMENTE

110

ANCRAGES
ANCHORAGES
ANCLAJES
ANCORAGGI
VERANKERUNGEN

146

ACCÈS SUR CORDE
ROPE ACCESS
TRABAJOS CON CUERDA
ACCESSO SU FUNE
ARBEITEN AM SEIL

152

SAUVETAGE ET ÉVACUATION
RESCUE AND EVACUATION
RESCATE Y EVACUACIÓN
SALVATAGGIO E EVACUAZIONE
RETTUNG-BERGUNG

164

ENSEMBLES PRÊTS À L'EMPLOI
READY-FOR-USE KITS
CONJUNTOS LISTOS PARA EL USO
KIT PRONTO ALL'USO
EINSATZFERTIGE SYSTEME

174

SACS
BAGS
BOLSAS
BORSE
TASCHEN

176

ACCESSOIRES PORTE-OUTILS
TOOL-HOLDING ACCESSORIES
ACCESORIOS PORTAHERRAMIENTAS
ACCESSORI PORTATTREZZI
ZUBEHÖR FÜR DIE WERKZEUGBEFESTIGUNG

180

ANTICHUTES DE CHARGES
LOAD ARRESTERS
ANTICAÍDAS DE CARGAS
ANTICADUTA DI CARICO
STURZSCHUTZ FÜR LASTEN

182

SITE INTERNET, K-S.ONE
WEBSITE, K-S.ONE
SITIO WEB, K-S.ONE
SITO INTERNET, K-S.ONE
WEBSITE, K-S.ONE

184

SAV - VÉRIFICATION, MAINTENANCE / FORMATION
AFTER-SALES SERVICE - INSPECTION, MAINTENANCE /
TRAINING
SPV - COMPROBACIÓN, MANTENIMIENTO / FORMACIÓN
ASSISTENZA CLIENTI - CONTROLLO, MANUTENZIONE / FOR-
MAZIONE
KUNDENDIENST - ÜBERPRÜFUNG, WARTUNG / SCHULUNG

HARNAIS, CEINTURES ET ACCESSOIRES
HARNESSES, BELTS & ACCESSORIES
ARNESES, CINTURONES Y ACCESORIOS
IMBRACATURE, CINTURE E ACCESSORI
AUFFANG, HALTEGURTE UND ZUBEHÖR





Hybrid AIRTECH

FA 10 215 00 - FA 10 215 01



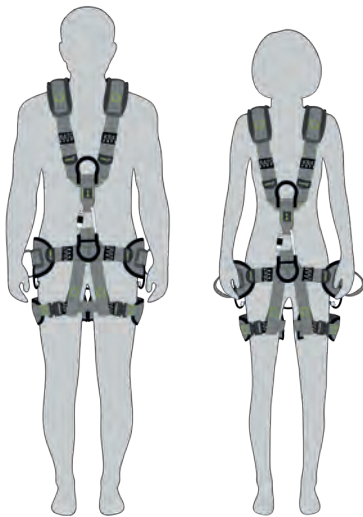
Harnais antichute 2 points d'accrochage avec ceinture "confort"
 Body harness 2 attachment points with comfortable belt
 Arnés anticaída 2 puntos de enganche con cinturón «confort»
 Imbracatura anticaduta con 2 punti di attacco con cintura "comfort"
 Zweipunktaufgangurt "Komfort" mit Haltegurt

REF.	FA 10 215 00 FA 10 215 01
Sizes	S-L L-XXL
KG	MAX. 140 KG (PPE-R 11.132)
CE UK CA	EN 361, EN 358, EN 813
Attachment	
	5 / 3
MAT.	ALU / STEEL
MAT. 45 mm	PES
	2 / 4 / 0
kg	2.17 KG 2.27 KG



Airtech

FA 10 216 00 - FA 10 216 01 - FA 10 216 02



FA 10 216 00
FA 10 216 01

FA 10 216 02



LIGHT



Harnais antichute 2 points d'accrochage avec ceinture "confort" pour travail en suspension
 Suspension harness with comfortable belt, 2 attachment points
 Arnés anticaída 2 puntos de enganche con cinturón «confort» para el trabajo suspendido
 Imbracatura anticaduta con 2 punti di attacco con cintura "comfort" per lavori in sospensione
 Zweipunktaufhänggurt "Komfort" mit Haltegurt für Arbeiten in hängender Position

REF.	FA 10 216 00	FA 10 216 01	FA 10 216 02
Sizes	S-L	L-XXL	S-XXL
KG	MAX. 140 KG (PPE-R 11.132)		
CE UK CA	EN 361, EN 358, EN 813		
Attachment			
	5 / 2		
MAT.			
MAT.	PES		
	2 / 3 / 0		
	2.16 KG	2.26 KG	2.20 KG

FLY'IN

FA 10 202 00 - FA 10 202 01

FA 10 201 00 - FA 10 201 01



FLY'IN 3



FLY'IN 2

Harnais antichute 2 points d'accrochage avec ceinture "confort" pour travail en suspension
 Suspension harness 2 attachment points with comfortable belt
 Arnés anticaída 2 puntos de enganche con cinturón «confort» para el trabajo suspendido
 Imbracatura anticaduta "comfort" per lavori in sospensione
 Zweipunktauffanggurt "Komfort" mit Haltegurt für Arbeiten in hängender Position


Harnais antichute 2 points d'accrochage avec ceinture "confort"
 Body harness 2 attachment points with comfortable belt
 Arnés anticaída 2 puntos de enganche con cinturón «confort»
 Imbracatura anticaduta con 2 punti di attacco con cintura "comfort"
 Zweipunktauffanggurt "Komfort" mit Haltegurt

REF.	FA 10 202 00	FA 10 202 01	FA 10 201 00	FA 10 201 01
Sizes	S-L	L-XXL	S-L	L-XXL
KG	MAX. 140 KG (PPE-R 11.132)		MAX. 140 KG (PPE-R 11.132)	
CE UK CA	EN 361, EN 358, EN 813		EN 361, EN 358	
Attachment	● ● ● ●		● ● ●	
	4 / 2		2 / 4	
MAT.				
MAT. : 45 mm	PES		PES	
	1 / 3 / 2		2 / 1 / 2	
kg	2.23 KG	2.35 KG	2.30 KG	2.41 KG



FLY'IN

FA 10 101 00 - FA 10 101 01



FLY'IN 1

Harnais antichute "confort" 2 points d'accrochage
 Comfortable body harness 2 attachment points
 Arnés anticaída «confort» 2 puntos de enganche
 Imbracatura anticaduta "comfort" con 2 punti di attacco
 Zweipunktaufhänggurt "Komfort"

FA 10 404 00 - FA 10 404 01



FLY'IN 4

Baudrier de maintien au travail
 Work positioning sit-harness
 Arnés de asiento para posicionamiento en el trabajo
 Imbracatura di posizionamento sul lavoro
 Auffhänggurt zum Halten am Arbeitsplatz

REF.	FA 10 101 00 FA 10 101 01	FA 10 404 00 FA 10 404 01
Sizes	S-L L-XXL	S-L L-XXL
KG	MAX. 140 KG (PPE-R 11.132)	MAX. 140 KG (PPE-R 11.132)
CE UK CA	EN 361	EN 358, EN 813
Attachment	● ●	● ● ●
	2 / 3	2 / 2
MAT.	ALU / ALU	ALU / ALU
MAT. 45 mm	PES	PES
SWL = 5KG / MAXI 5KG	0 / 0 / 2	2 / 3 / 0
Kg	1.75 KG 1.81 KG	1.47 KG 1.51 KG

FA 10 206 00A - FA 10 206 01A



Harnais antichute 2 points d'accrochage avec ceinture "confort" pour travail en suspension
Suspension harness 2 attachment points with comfortable belt
Arnés anticaída 2 puntos de enganche con cinturón «confort» para el trabajo suspendido
Imbracatura anticaduta con 2 punti di attacco con cintura "comfort" per lavori in sospensione
Zweipunktauffanggurt "Komfort" mit Haltegurt für Arbeiten in hängender Position

REF.	FA 10 206 00A	FA 10 206 01A
Sizes	S-L	L-XXL
KG	MAX. 140 KG (PPE-R 11.132)	
CE UK CA	EN 361, EN 358, EN 813	
Attachment	● ● ● ●	
	4 / 2	
MAT.		
MAT. 45 mm	PES	
	3 / 3 / 0	
KG	2.35 KG	2.59 KG



FA 10 205 00A - FA 10 205 01A



FA 10 204 01



Harnais antichute 2 points d'accrochage avec ceinture "confort"
 Body harness 2 attachment points with comfortable belt
 Arnés anticaída 2 puntos de enganche con cinturón «confort»
 Imbracatura anticaduta con 2 punti di attacco con cintura "comfort"
 Zweipunktauffanggurt "Komfort" mit Haltegurt

Harnais antichute 2 points d'accrochage avec ceinture "confort"
 Body harness 2 attachment points with comfortable belt
 Arnés anticaída 2 puntos de enganche con cinturón «confort»
 Imbracatura anticaduta con 2 punti di attacco con cintura "comfort"
 Zweipunktauffanggurt "Komfort" mit Haltegurt

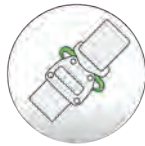
REF.	FA 10 205 00A	FA 10 205 01A	FA 10 204 01
Sizes	S-L	L-XXL	TU
KG	MAX. 140 KG (PPE-R 11.132)		MAX. 140 KG (PPE-R 11.132)
CE UK CA	EN 361, EN 358		EN 361, EN 358
Attachment	● ● ●		● ● ●
	2 / 4		2 / 3
MAT.	STEEL		STEEL
MAT.	PES		PES
	3 / 0 / 0		3 / 0 / 0
kg	2.24 KG	2.35 KG	2.90 KG



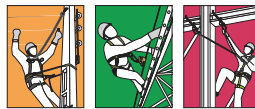
FA 10 207 00 - FA 10 207 01

EXTENSION 

ELASTIC 












SAFET'EAR
BUCKLE
x4



SPEED AIR 4

Harnais 2 points d'accrochage avec ceinture rotative
Body harness 2 attachment points with rotative belt
Arnés 2 puntos de enganche con cinturón giratorio
Imbracatura con 2 punti di attacco e cintura rotante
Zweipunktauffanggurt mit schwenkbarem Haltegurt


REF.	FA 10 207 00	FA 10 207 01
Sizes	S-L	L-XXL
KG	MAX. 140 KG (PPE-R 11.132)	
CE UK CA	EN 361, EN 358	
Attachment		
	2 / 4	
MAT. 		
MAT.  45 mm	PES	
 /  / 	4 / 1 / 0	
	2.50 KG	2.60 KG



FA 10 217 00 - FA 10 217 01



ELASTIC



SAFET'EAR BUCKLE
x4 / x3



FA 10 117 00 - FA 10 117 01



SPEED AIR 3

Harnais antichute 2 points d'accrochage avec ceinture "confort"
Body harness 2 attachment points with comfortable belt
Arnés anticaída 2 puntos de enganche con cinturón «confort»
Imbracatura anticaduta con 2 punti di attacco con cintura "comfort"
Zweipunktaufhänggurt "Komfort" mit Haltegurt



SPEED AIR 2

Harnais antichute 2 points d'accrochage
Body harness 2 attachment points
Arnés anticaída 2 puntos de enganche
Imbracatura anticaduta con 2 punti di attacco
Zweipunktaufhänggurt

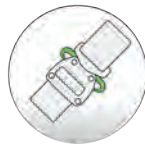
REF.	FA 10 217 00	FA 10 217 01	FA 10 117 00	FA 10 117 01
Sizes	S-L	L-XXL	S-L	L-XXL
KG	MAX. 140 KG (PPE-R 11.132)		MAX. 140 KG (PPE-R 11.132)	
CE UK CA	EN 361, EN 358		EN 361	
Attachment	● ● ●		● ●	
	2 / 4		2 / 3	
MAT.	STEEL		STEEL	
MAT. 45 mm	PES		PES	
	2 / 1 / 2		0 / 0 / 2	
+	FALL INDICATORS		FALL INDICATORS	
kg	2.15 KG	2.35 KG	1.40 KG	1.60 KG

FA 10 114 00A - FA 10 114 01A

FA 10 908 00




RETROREFLECTIVE / TREATMENT (p.36)



SAFET'EAR BUCKLE x3



EN 1497



Écarteur pour sauvetage en espace confiné
Confined space rescue spreader bar
Barra esparcidora de rescate en espacios confinados
Distanziatore per operazioni di salvataggio in spazi confinati
Abstandsstück für Rettungszwecke in engen Räumen

FA 10 414 00



Ceinture pour auto-sauveteur
Belt for self-rescuer
Cinturón para autorescatador
Cintura per autorespiratore
Haltegurt für Selbstretter

Harnais espaces confinés (adapté CATEC®) et évacuation
Body harness for work in confined spaces and evacuation
Arnés para trabajos en espacios confinados y evacuación
Imbracatura per spazi confinati e evacuazione
Klettergurt für enge Räume und die Bergung

REF.	FA 10 114 00A	FA 10 114 01A	FA 10 414 00	FA 10 908 00
Sizes	S-L	L-XXL	TU	TU
KG	MAX. 140 KG (PPE-R 11.132)		---	MAX. 140 KG
CE UK CA	EN 361, EN 1497		---	EN 1496
Attachment			---	---
	2 / 3		0 / 1	---
MAT.	ALU / STEEL		STEEL	STEEL
MAT.	PES + treatment		PES	PES
	0 / 0 / 2		0 / 1 / 0	---
kg	1.75 KG	1.85 KG	0.41 KG	0.68 KG



FA 10 107 01


FA 10 105 00A - FA 10 105 01A

MOVE

ELASTIC




SAFET'EAR BUCKLE x3



MOVE 3

Harnais antichute 2 points d'accrochage
Body harness 2 attachment points
Arnés anticaída 2 puntos de enganche
Imbracatura anticaduta con 2 punti di attacco
Zweipunktauffanggurt



SAFET'EAR BUCKLE x3



Harnais antichute 2 points d'accrochage
Body harness 2 attachment points
Arnés anticaída 2 puntos de enganche
Imbracatura anticaduta con 2 punti di attacco
Zweipunktauffanggurt

REF.	FA 10 107 01	FA 10 105 00A FA 10 105 01A
Sizes	TU	S-L L-XXL
KG	MAX. 140 KG (PPE-R 11.132)	MAX. 140 KG (PPE-R 11.132)
CE UK CA	EN 361	EN 361
Attachment		
	2 / 3	2 / 3
MAT.	ALU / STEEL	STEEL
MAT.	PES	PES
	0 / 0 / 2	---
kg	1.48 KG	1.43 KG 1.53 KG

FA 10 111 00 - FA 10 111 01



SAFET'EAR BUCKLE
x3

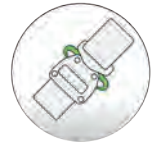


Harnais antichute 3 points d'accrochage
Full body harness 3 attachment points
Arnés anticaída 3 puntos de enganche
Imbracatura anticaduta con 3 punti di attacco
Dreipunktaufgangurt


FA 10 104 01



EXTENSION



SAFET'EAR BUCKLE
x2



Harnais antichute "confort" 2 points d'accrochage
Comfortable body harness 2 attachment points
Arnés anticaída «confort» 2 puntos de enganche
Imbracatura anticaduta "confort" con 2 punti di attacco
Zweipunktaufgangurt "Komfort"

REF.	FA 10 111 00	FA 10 111 01	FA 10 104 01
Sizes	S-L	L-XXL	TU
KG	MAX. 140 KG (PPE-R 11.132)		MAX. 140 KG (PPE-R 11.132)
CE UK CA	EN 361		EN 361
Attachment	● ● x2		● ●
	2 / 3		2 / 2
MAT.	STEEL		STEEL
MAT. 45 mm	PES		PES
	---		---
Kg	1.59 KG	1.65 KG	1.46 KG



FA 10 401 00



SAFET'EAR
BUCKLE
x1

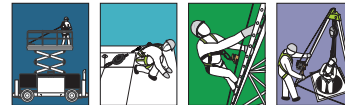


Ceinture de maintien au travail "confort"
Comfortable work positioning belt
Cinturón de posicionamiento en el trabajo «confort»
Cintura di posizionamento sul lavoro "comfort"
Gürtel zur Arbeitsplatzpositionierung "Komfort"

FA 10 301 00



SAFET'EAR
BUCKLE
x2



Harnais antichute 2 points d'accrochage avec gilet
Body harness 2 attachment points with vest
Arnés anticaída 2 puntos de enganche con chaleco
Imbracatura anticaduta con 2 punti di attacco e giubbotto
Zweipunktaufhänggurt mit Weste

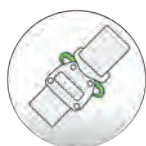
REF.	FA 10 401 00	FA 10 301 00
Sizes	TU	TU
KG	MAX. 140 KG (PPE-R 11.132)	MAX. 140 KG (PPE-R 11.132)
CE UK CA	EN 358	EN 361
Attachment	●	● ●
	0 / 1	2 / 2
MAT.		
MAT.	PES	PES
	3 / 0 / 0	---
kg	0.65 KG	1.35 KG

REFLEX

FA 10 115 00



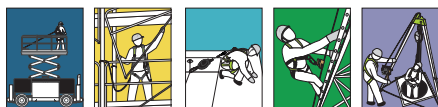
REFLECTIVE



SAFET'EAR BUCKLE
x3

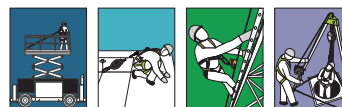


FA 10 304 00



REFLEX 4

Harnais antichute 2 points d'accrochage avec sangle haute visibilité
Body harness 2 attachment points with High visibility webbing
Arnés anticaída 2 puntos de enganche con cinta de alta visibilidad
Imbracatura anticaduta con 2 punti di attacco e cinghia alta visibilità
Zweipunktaufganggurt mit hochsichtbarer Gurtband



REFLEX 3

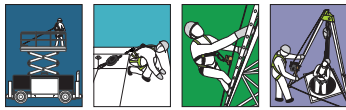
Harnais antichute 2 points d'accrochage avec gilet haute visibilité
Body harness 2 attachment points with High visibility vest
Arnés anticaída 2 puntos de enganche con chaleco de alta visibilidad
Imbracatura anticaduta con 2 punti di attacco e giubbetto alta visibilità
Zweipunktaufganggurt mit hochsichtbarer Weste

REF.	FA 10 115 00	FA 10 304 00
Sizes	TU	TU
KG	MAX. 140 KG (PPE-R 11.132)	MAX. 140 KG (PPE-R 11.132)
CE UK CA	EN 361	EN 361
Attachment	● ●	● ●
	2 / 3	2 / 3
MAT.	STEEL	STEEL
MAT. 45 mm	PES	PES
	---	---
	1.49 KG	1.72 KG



REFLEX

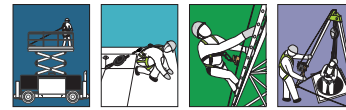
FA 10 302 00



REFLEX 1

Harnais antichute 2 points d'accrochage avec gilet haute visibilité
 Body harness 2 attachment points with High visibility vest
 Arnés anticaída 2 puntos de enganche con chaleco de alta visibilidad
 Imbracatura anticaduta con 2 punti di attacco e giubbotto alta visibilità
 Zweipunktaufhänggurt mit hochsichtbarer Weste

FA 10 303 00



REFLEX 2

Harnais antichute 2 points d'accrochage avec gilet haute visibilité
 Body harness 2 attachment points with High visibility vest
 Arnés anticaída 2 puntos de enganche con chaleco de alta visibilidad
 Imbracatura anticaduta con 2 punti di attacco e giubbotto alta visibilità
 Zweipunktaufhänggurt mit hochsichtbarer Weste

REF.	FA 10 302 00	FA 10 303 00
Sizes	TU	TU
KG	MAX. 140 KG (PPE-R 11.132)	MAX. 140 KG (PPE-R 11.132)
CE UK CA	EN 361 ISO 20471 Class 2	EN 361 ISO 20471 Class 2
Attachment	● ●	● ●
	2 / 2	2 / 2
MAT.		
MAT. 45 mm	PES	PES
	---	---
	1.70 KG	1.70 KG

FA 10 213 00



Harnais antichute pour travail en suspension
Suspension body harness with work positioning belt
Arnés anticaída para el trabajo en suspensión
Imbracatura anticaduta per lavori in sospensione
Auffanggurt für Arbeiten in hängender Position


REF.	FA 10 213 00
Sizes	TU
	MAX. 140 KG (PPE-R 11.132)
CE UK CA	EN 361, EN 358, EN 813
Attachment	
	6 / 0
MAT.	
MAT. 45 mm	PES
/ /	3 / 0 / 0
	2.09 KG



FA 10 205 00



FA 10 204 00



Harnais antichute 2 points d'accrochage avec ceinture "confort"
 Body harness 2 attachment points with comfortable belt
 Arnés anticaída 2 puntos de enganche con cinturón «confort»
 Imbracatura anticaduta con 2 punti di attacco con cintura "comfort"
 Zweipunktaufgangurt "Komfort" mit Haltegurt

Harnais antichute 2 points d'accrochage avec ceinture "confort"
 Body harness 2 attachment points with comfortable belt
 Arnés anticaída 2 puntos de enganche con cinturón «confort»
 Imbracatura anticaduta con 2 punti di attacco con cintura "comfort"
 Zweipunktaufgangurt "Komfort" mit Haltegurt

REF.	FA 10 205 00	FA 10 204 00
Sizes	TU	TU
KG	MAX. 140 KG (PPE-R 11.132)	MAX. 140 KG (PPE-R 11.132)
CE UK CA	EN 361, EN 358	EN 361, EN 358
Attachment	● ● ●	● ● ●
	6 / 0	5 / 0
MAT.	STEEL	STEEL
MAT. 45 mm	PES	PES
	3 / 0 / 0	3 / 0 / 0
kg	1.95 KG	1.69 KG

FA 10 106 00



FA 10 105 00




Harnais antichute 2 points d'accrochage avec sangle d'extension pour évacuation
Body harness 2 attachment points, with extension rescue strap
Arnés anticaída 2 puntos de enganche, con cinta de extensión para evacuación
Imbracatura anticaduta con 2 punti di attacco con cinghia di estensione per evacuazione
Zweipunktauffanggurt, mit einem Gurtband für Bergungen

Harnais antichute 2 points d'accrochage
Body harness 2 attachment points
Arnés anticaída 2 puntos de enganche
Imbracatura anticaduta con 2 punti di attacco
Zweipunktauffanggurt

REF.	FA 10 106 00	FA 10 105 00
Sizes	TU	TU
KG	MAX. 140 KG (PPE-R 11.132)	MAX. 140 KG (PPE-R 11.132)
CE UK CA	EN 361, EN 1497	EN 361
Attachment	● ● ●	● ●
	5 / 0	5 / 0
MAT.	STEEL	STEEL
MAT.	PES	PES
	---	---
	1.36 KG	1.19 KG




FA 10 104 00




















Harnais 2 points d'accrochage
 Body harness 2 attachment points
Arnés 2 puntos de enganche
 Imbracatura con 2 punti di attacco
 Auffanggurt mit 2 Verankerungspunkt

FA 10 108 00



Harnais 1 point d'accrochage
 Body harness 1 attachment point
Arnés 1 punto de enganche
 Imbracatura con 1 punto di attacco
 Auffanggurt mit 1 Verankerungspunkt

REF.	FA 10 104 00	FA 10 108 00
Sizes	TU	TU
 KG	MAX. 140 KG (PPE-R 11.132)	MAX. 140 KG (PPE-R 11.132)
  	EN 361	EN 361
Attachment	 	
	4 / 0	5 / 0
MAT.  / 		
MAT.  45 mm	PES	PES
 /  / 	---	---
	1.00 KG	1.01 KG

FA 10 203 00



FA 10 103 00



FA 10 102 00



Harnais antichute 2 points d'accrochage avec ceinture
Body harness 2 attachment points with belt
Arnés anticaída 2 puntos de enganche con cinturón
Imbracatura anticaduta con 2 punti di attacco con cintura
Zweipunktauffanggurt mit Haltegurt

Harnais antichute 2 points d'accrochage
Body harness 2 attachment points
Arnés anticaída 2 puntos de enganche
Imbracatura anticaduta con 2 punti di attacco
Auffanggurt mit 2 Verankerungspunkten


Harnais 1 point d'accrochage
Body harness 1 attachment point
Arnés 1 punto de enganche
Imbracatura con 1 punto di attacco
Auffanggurt mit 1 Verankerungspunkt

REF.	FA 10 203 00	FA 10 103 00	FA 10 102 00
Sizes	TU	TU	TU
KG	MAX. 140 KG (PPE-R 11.132)	MAX. 140 KG (PPE-R 11.132)	MAX. 140 KG (PPE-R 11.132)
CE UK CA	EN 361, EN 358	EN 361	EN 361
Attachment	● ● ●	● ●	●
	3 / 0	2 / 0	2 / 0
MAT.			
MAT.	PES	PES	PES
	2 / 0 / 0	---	---
	1.41 KG	0.82 KG	0.74 KG



bambou

FA 10 402 00



Ceinture de maintien au travail
Work positioning belt
Cinturón de sujeción durante el trabajo
Cintura di posizionamento sul lavoro
Haltegurt zur Arbeitsplatzpositionierung

FA 10 500 00



BAMBOU

Harnais d'escalade ou pour activités accro-branche
Climbing or tree-climbing harness
Arnés de escalada o para actividades de arborismo
Imbracatura da arrampicata o per attività in parchi avventura
Klettergurt oder Auffanggurt für Hochseilgarten

REF.	FA 10 402 00	FA 10 500 00
Sizes	TU	TU
KG	MAX. 140 KG (PPE-R 11.132)	MAX. 100 KG
CE UK CA	EN 358	EN 12277 Type C
Attachment	●	●
	1 / 0	3 / 0
MAT.		
MAT.	PES	PES 30 mm
	2 / 0 / 0	---
kg	0.45 KG	0.50 KG

FA 10 901 00

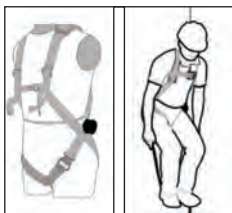
1



Sangle anti-traumatique
Suspension trauma relief strap
Cinta antitraumática
Cinghia antitrauma
Anti-Trauma-Gurtband



0.08 KG




FA 10 907 00

2

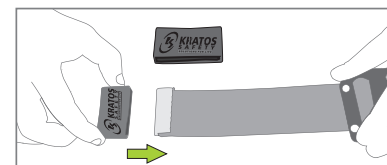
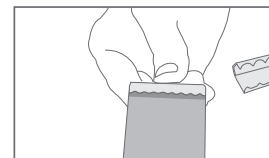
x4

SET OF 4 PCS.

x4



Terminaison de sangle
Webbing end
Extremo de cinta
Estremità della cinghia
Gurtband-Endstück



FA 10 902 00

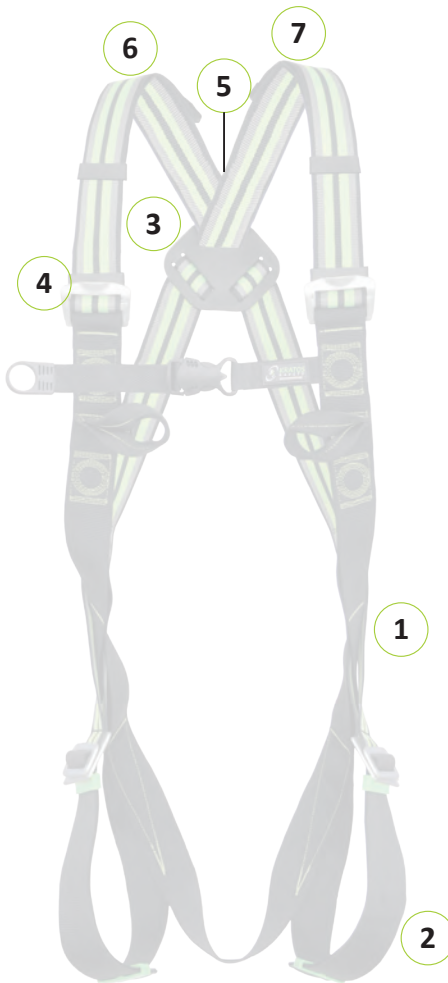
3



Protection dorsale amovible
Removable dorsal pad
Protección dorsal extraíble
Protezione dorsale amovibile
Abnehmbarer Rückenschutz



0.20 KG



COMMENT AJUSTER UN HARNAIS
HOW TO WEAR A HARNESS
¿CÓMO AJUSTAR UN ARNÉS?
COMO REGOLARE L'IMBRACATURA
EINSTELLEN EINES GESCHIRRS

FA 10 903 00

41 cm



5

Sangle d'extension amovible avec Dé d'accrochage
Removable extension band with D-Ring
Correa de extensión extraíble con anilla en D de enganche
Cinghia di estensione amovibile con D di attacco
Rückenösenverlängerung mit D-Ring



EN 354

R (kN)

25



0.150 KG

FA 10 904 00

4



Anneau d'accrochage amovible pour outils ou longues
Removable tools or lanyard keeper
Anilla de enganche extraíble para herramientas o elementos de amarre
Anello di attacco amovibile per attrezzi o cordini
Abnehmbare Halteösen für Werkzeuge oder Verbindungsmittel



FA 10 905 00

6



Protection d'épaule amovible résistante à l'abrasion
 Removable abrasion resistant shoulder pad
 Protección de hombros extraíble, resistente a la abrasión
 Protezione spalla amovibile resistente alle abrasioni
 Abnehmbarer abriebfester Schulterschutz

FA 10 906 00

SET OF 2 PCS.

7



Protection d'épaule amovible
 Removable shoulder pad
 Protección de hombros extraíble
 Protezione spalla amovibile
 Abnehmbarer Schulterschutz



KRATOS SAFETY
SOLUTIONS FOR LIFE

S-Tools Systems



FULL RANGE
P.176-179









COMING SOON







GAMMES SPÉCIFIQUES
SPECIFIC LINES
GAMAS ESPECÍFICAS
GAMME SPECIFICHE
SPEZIFISCHE KATEGORIEN




FREE

REVOLTA

SERIES

elri



REVOLTA SERIES

FA 10 113 00 - FA 10 113 01



Harnais antichute 2 points d'accrochage
Body harness 2 attachment points
Arnés anticaída 2 puntos de enganche
Imbracatura anticaduta con 2 punti di attacco
Auffanggurt mit 2 Verankerungspunkten

FA 10 214 00 - FA 10 214 01



Harnais antichute 2 points d'accrochage avec ceinture "confort"
Body harness 2 attachment points with comfortable belt
Arnés anticaída 2 puntos de enganche con cinturón «confort»
Imbracatura anticaduta con 2 punti di attacco con cintura "comfort"
Zweipunktauffanggurt "Komfort" mit Haltegurt



REF.	FA 10 113 00	FA 10 113 01	FA 10 214 00	FA 10 214 01
Sizes	S-L	L-XXL	S-L	L-XXL
KG	MAX. 140 KG (PPE-R 11.132)		MAX. 140 KG (PPE-R 11.132)	
CE UK CA	EN 361		EN 361, EN 358	
Attachment	● ●		● ● ●	
	2 / 3		2 / 4	
MAT.				
MAT. : 45 mm	PES + Treatment		PES + Treatment	
	0 / 0 / 2		4 / 1 / 0	
kg	1.51 KG	1.56 KG	2.30 KG	2.40 KG

Traitement / Treatment / Tratamiento /
Trattamento / Behandlung

Oléofuge Oil-repellent Oleófuga Olio repellente Ölabweisende	Hydrofuge Water-repellent Hidrófuga Impermeabile Wasserabweisende	Anti-poussière Dust-repellent Antisuciedad Antimacchia Staubabweisende



REVOLTA SERIES



FA 30 309 20



FA 30 406 20



FA 40 907 20



REF.	FA 30 309 20	FA 30 406 20	FA 40 907 20
LG. (MIN. / MAX.)	1.5 m / 2.0 m	1.5 m / 2.0 m	1.4 m / 2.0 m
KG	140 KG	140 KG	---
	EN 355	EN 355	EN 358
MAT.	45 mm PES + Treatment	45 mm PES + Treatment	45 mm PES + Treatment
	---	---	---
MAT.			
	NO	NO	---
+		PPE-R 11.063	
	0.99 KG	1.80 KG	0.68 KG



FA 10 212 00

FA 60 016 05



ELASTIC



14 kV



50 kV

(p. 131)

Harnais antichute diélectrique 2 points d'accrochage avec ceinture "confort"
Dielectric full body harness 2 attachment points with comfortable belt
Arnés anticaída dieléctrico 2 puntos de enganche con cinturón «confort»
Imbracatura anticaduta dielettrica con 2 punti di attacco con cintura "comfort"
Dielektrisches Auffanggurt mit 2 Verankerungspunkten mit Haltegurt

REF.	FA 10 212 00
Sizes	TU
KG	MAX. 140 KG (PPE-R 11.132)
CE UK CA	EN 361, EN 358
Attachment	● ● ●
	6 / 0
MAT.	P & STEEL
MAT. 45 mm	PES
	2 / 0 / 0
	2.75 KG



FA 30 308 20



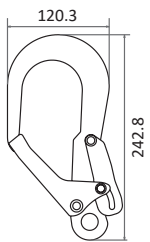
FA 30 405 15



REF.	FA 30 308 20	FA 30 405 15
LG. KG	2.0 m 100 KG	1.5 m 100 KG
CE UK CA	EN 355	EN 355
MAT.	30 mm PES	30 mm PES
	45 mm	45 mm
MAT.	P & STEEL	P & STEEL
	NO	NO
+	MAX. DIELECTRIC RESISTANCE = 14 kV	MAX. DIELECTRIC RESISTANCE = 14 kV + PPE-R 11.063
kg	1.35 KG	2.03 KG

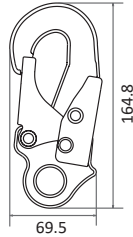


FA 50 222 55



(p. 107)

FA 50 223 15



FA 60 008 04





(p. 129)



FA 10 110 00



FA 10 211 00



SAFET'EAR
BUCKLE
x3 / x4



Harnais antichute non feu 2 points d'accrochage
Flame resistant full body harness 2 attachment points
Arnés anticaída ignífugo 2 puntos de enganche
Imbracatura anticaduta ignifuga con 2 punti di attacco
Antistatischer Auffanggurt mit 2 Verankerungspunkten

Harnais antichute non feu 2 points d'accrochage avec ceinture
Flame resistant full body harness 2 attachment points with belt
Arnés anticaída ignífugo 2 puntos de enganche con cinturón
Imbracatura anticaduta ignifuga con 2 punti di attacco e cintura
Antistatischer Auffanggurt mit 2 Verankerungspunkten und Haltegurt

REF.	FA 10 110 00	FA 10 211 00
Sizes	TU	TU
KG	MAX. 140 KG (PPE-R 11.132)	MAX. 140 KG (PPE-R 11.132)
CE UK CA	EN 361, ISO 9150, ISO 15025	EN 361, EN 358, ISO 9150, ISO 15025
Attachment	● ●	● ● ●
	2 / 3	2 / 4
MAT.		
MAT. 45 mm	ARAMID	ARAMID
	0 / 0 / 0	3 / 0 / 0
kg	1.79 KG	2.55 KG













FA 30 305 10
FA 30 305 15
FA 30 305 20



FA 30 402 10
FA 30 402 15






REF.	FA 30 305 10	FA 30 305 15	FA 30 305 20	FA 30 402 10	FA 30 402 15
LG.  KG	1.0 mtr	1.5 mtr	2.0 mtr	1.0 mtrs	1.5 mtrs
	100 KG			100 KG	
	EN 355, ISO 9150, ISO 15025			EN 355, ISO 9150, ISO 15025	
MAT.	 : 45 mm ARAMID			 : 45 mm ARAMID	
	45 mm			45 mm	
MAT. 					
	NO			NO	
+	---			PPE-R 11.063	
	1.1 KG	1.15 KG	1.19 KG	1.6 KG	1.87 KG

FA 40 400 15

FA 40 905 20

FA 60 017 15



REF.	FA 40 400 15	FA 40 905 20	FA 60 017 15
LG.	1.5 m	1.2 m / 2.0 m	1.5 m
	EN 354, ISO 9150, ISO 15025	EN 358, ISO 9150, ISO 15025	EN 795 Type B, ISO 9150, ISO 15025
MAT.	 : 45 mm ARAMID	 : 35 mm ARAMID	 : 45 mm ARAMID
MAT. 			
R (kN)	22 kN	15 kN	18 kN
	1.48 KG	0.57 KG	0.38 KG

FA 10 109 00



Ex II2 G Exh IIC T6 Gb
ZONE 1

REF.	FA 10 109 00
Sizes	TU
KG	MAX. 140 KG (PPE-R 11.132)
CE UK CA	EN 361
Attachment	● ●
	5 / 0
MAT.	ALU / INOX
MAT.	PES
	0 / 0 / 0
+	ATEX Zone 1, EN 1149-1, ISO 80079-36, ISO 80079-37
	1.19 KG
	II2 G Exh IIC T6 Gb

Harnais antichute antistatique 2 points d'accrochage
Antistatic full body harness 2 attachment points
Arnés anticaida antiestático 2 puntos de enganche
Imbracatura anticaduta antistatica con 2 punti di attacco
Antistatischer Auffanggurt mit 2 Verankerungspunkten


FA 30 306 20



FA 30 403 15



FA 60 004 15A



REF.	FA 30 306 20	FA 30 403 15	FA 60 004 15A
LG.	2.0 m	1.5 m	1.5 m
KG	100 KG	100 KG	
CE UK CA	EN 355	EN 355	EN 795 Type B
MAT.	45 mm PES	45 mm PES	45 mm / PES
	45 mm	45 mm	---
MAT.	ALU	ALU	---
	NO	NO	---
R(kN) / MBS (kN)	---	---	18 kN / 30 kN
+	ATEX Zone 1, EN 1149-1, ISO 80079-36, ISO 80079-37	ATEX Zone 1, EN 1149-1, ISO 80079-36, ISO 80079-37, PPE-R 11.063	ATEX, EN 1149-1, ISO 80079-36, ISO 80079-37
	0.94 KG	1.49 KG	0.31 KG



II2 G Exh IIC T6 Gb
ZONE 1



1	FA 20 402 03B-07B FA 20 402 10B/S FA 20 402 15-20/S	p.52 p.53 p.54
2	FA 20 400 25-30/S	p.55
3	FA 20 600 06-10-15-20	p.57
4	FA 20 401 10/S-20/S-30/S	p.59
5	FA 20 410 10-20-30	p.58
6	KS 7000	p.75
7	KS 8000	p.76
8	KS 9000	p.77



II2 G Exh IIC T6 Gb
ZONE 1





II2 G Exh IIC T6 Gb
ZONE 1



16



17



9	FA 50 103 22	p.102
10	FA 60 033 18	p.138
11	FA 60 003 20-30	p.122
12	FA 60 001 00, FA 60 002 00 FA 60 101 00, FA 60 102 00	p.116 p.117
13	FA 60 022 00-01-02	p.120
14	FA 60 103 00	p.118
15	LA 10 X00 XX, LA 10 1000 11-16	p.180,181
16	KS 4000	p.140
17	FA 60 008 00-01-03	p.129



FAP15501D



Robust 3-Point Full Body Harness
ANSI Z 359.1-2007

PCGS 25FT



Self Retractable Lifeline
ANSI Z 359.14-2012 & OSHA Compliant

FAP3118(6)



Shock Absorbing Lanyard with External Shock Pack
ANSI Z 359.13-2009













PN 113A



Steel Quarter Turn-locking Karabiner
ANSI Z 359.12-2009

Veillez nous contacter pour plus d'informations sur la gamme ANSI.
Please contact us for further information regarding ANSI range.
Por favor, contáctenos para más detalles sobre la gama ANSI.
Contatateci per utleriori dettagli sulla gamma ANSI.
Bitte kontaktieren Sie uns für weitere Details zum ANSI-Angebot.

AIDE AU CHOIX
SELECTION GUIDE
AYUDA EN LA ELECCIÓN
COME SCEGLIERE
AUSWAHLHILFE

RÉFÉRENCE PRODUIT / PRODUCT REF. NO.	SITUATIONS DE TRAVAIL / WORK SITUATIONS											
												
FA 10 215 XX				✓					✓	✓		✓
FA 10 216 XX				✓					✓	✓		✓
FA 10 202 XX									✓	✓		✓
FA 10 201 XX		✓		✓	✓							
FA 10 101 XX		✓	✓			✓	✓					
FA 10 404 XX								✓				
FA 10 206 XXA									✓	✓		✓
FA 10 205 XXA				✓	✓		✓					
FA 10 204 01		✓			✓		✓		✓			
FA 10 207 XX				✓	✓		✓					
FA 10 217 XX				✓	✓		✓					
FA 10 117 XX		✓	✓		✓	✓	✓					
FA 10 114 XXA									✓			✓
FA 10 107 01		✓	✓			✓	✓					
FA 10 105 XXA	✓					✓					✓	
FA 10 111 XX		✓			✓		✓				✓	
FA 10 104 01			✓				✓				✓	
FA 10 401 00				✓				✓				
FA 10 301 00	✓		✓		✓				✓			
FA 10 115 00	✓		✓		✓	✓			✓			
FA 10 304 00	✓		✓		✓				✓			
FA 10 302 00	✓		✓		✓				✓			
FA 10 303 00	✓		✓		✓				✓			
FA 10 213 00									✓	✓		
FA 10 205 00				✓	✓		✓					
FA 10 204 00				✓			✓	✓				
FA 10 106 00	✓								✓			✓
FA 10 105 00	✓					✓					✓	
FA 10 104 00		✓					✓				✓	
FA 10 108 00	✓					✓					✓	
FA 10 203 00				✓			✓	✓				
FA 10 103 00	✓		✓			✓		✓			✓	
FA 10 102 00	✓							✓			✓	
FA 10 402 00				✓				✓				



RÉFÉRENCE PRODUIT / PRODUCT REF. NO.	SITUATIONS DE TRAVAIL / WORK SITUATIONS												
FA 10 113 XX		✓	✓		✓	✓	✓						
FA 10 214 XX				✓	✓		✓						
FA 10 212 00				✓ ***			✓ ***	✓ ***					
FA 10 109 00		✓ *	✓ *						✓ *				
FA 10 110 00		✓ **	✓ **				✓ **						
FA 10 211 00		✓ **	✓ **	✓ **	✓ **		✓ **						

✓

: Adapté
Suitable
Adecuado
Adatta
Angepasst

✓ *




: Adapté pour une utilisation en ATmosphères potentiellement EXplosives (ATEX)
Suitable for a use in potentially explosive areas (ATEX)
Adecuado para un uso en atmósferas potencialmente explosivas (ATEX)
Adatta all'uso in atmosfera potenzialmente esplosiva (ATEX)
Geeignet für einen Gebrauch in potenziell explosionsgefährdeten Umgebungen (ATEX)

✓ **

: Adapté pour une utilisation dans des environnements où des projections de métal en fusion sont possibles
Suitable for a use in atmospheres with potential small molten metal splashes
Adecuado para un uso en entornos donde puede haber proyecciones de metales fundidos
Adatta all'uso in ambienti in cui possono verificarsi proiezioni di metallo fuso
Geeignet für einen Gebrauch in Umgebungen, wo geschmolzene Metallspritzer auftreten können

✓ ***

: Adapté pour une utilisation dans des conditions où des risques électriques sont possibles
Suitable for a use in conditions where there are possible electrical hazards
Adecuado para un uso en condiciones donde hay posibles riesgos eléctricos
Adatta all'uso in ambienti in cui possono sussistere rischi elettrici
Geeignet für einen Gebrauch unter Bedingungen, wo elektrische Risiken möglich sind

ANTICHUTES À RAPPEL AUTOMATIQUE
RETRACTABLE FALL ARRESTERS
ANTICAÍDAS RETRÁCTILES
ABSTURZSICHERUNG MIT AUTOMATISCHEM RÜCKZUG







1

Anse de portage
Carrying handle
Asa de transporte
Maniglia per il trasporto
Tragegriff



2

Fenêtre d'accès au mécanisme intérieur, pour vérification sans ouverture complète du boîtier
Access window to the internal mechanism, for verification without complete opening of the housing
Ventana de acceso al mecanismo interno, para verificación sin apertura completa de la caja
Finestra di accesso al meccanismo interno, per verifica senza bisogno di aprire tutto il corpo del dispositivo
Zugangsfenster zum internen Mechanismus zur Sichtkontrolle ohne vollständiges Öffnen des Gehäuses



3

Brosse de balayage du câble*
Wire rope-cleaning brush*
Cepillo de barrido del cable*
Spazzola per pulire il cavo*
Bürste zum Reinigen des Drahtseils*



4

FA 20 904 06/07/10/12/15/20/25/30



Cordelette permettant d'accompagner le ré-enroulement du câble / de la sangle (à partir de 6 m)
Cord for guiding the winding back of the wire rope/webbing (from 6 m)
Cordel que permite acompañar el enrollamiento del cable/de la cinta (a partir de 6 m)
Cordicella per accompagnare il riavvolgimento della corda/della cinghia (da 6 m)
Kordel, mit der das Aufrollen bzw. -wickeln des Drahtseils/des Polyesterseils begleitet wird (von 6 m)



1

2

3



OK



NOT OK

5



Helixon

Sans absorbeur d'énergie - pour utilisation verticale seulement - 140 KG max.
Versions disponibles: câble acier, câble inox et sangle

Without energy absorber - for vertical use only - 140 KG maxi.
Available versions: steel wire rope, stainless steel wire rope, webbing

Sin absorbedor de energía - sólo por uso vertical - 140 KG máx.
Versiones disponibles: cable de acero, cable de acero inoxidable, cinta

Senza assorbitore di energia - solo per uso verticale - max 140 KG.
Versioni disponibili: fune d'acciaio, fune d'acciaio inossidabile, cinghie

Ohne Energieabsorber - nur für den vertikalen Einsatz - 140 KG maxi. Verfügbare
Versionen: Stahldrahtseil, Edeldrahtseil, Gurtband

Helixon-S

Avec absorbeur d'énergie - pour utilisation verticale et horizontale - 140 KG max.
Versions disponibles: câble acier, sangle

With energy absorber - for vertical and horizontal use - 140 KG maxi.
Available versions: steel wire rope, webbing

Con absorbedor de energía - por uso vertical y horizontal - 140 KG máx.
Versiones disponibles: cable de acero, cinta

Con assorbitore di energia - per uso verticale e orizzontale - max 140 KG.
Versioni disponibili: fune d'acciaio, cinghie

Mit Energieabsorber - für vertikalen und horizontalen Gebrauch - 140 KG maxi.
Verfügbare Versionen: Stahldrahtseil, Gurtband

NEW



NEW



i-be safe system p.82



OPTION



FA 20 903 00 / FA 20 903 01 / FA 20 903 02 (p. 62)

*: seulement sur enrouleurs câble acier et inox
(sauf FA 20 402 03, FA 20 402 03B, FA 20 402 07, FA 20 402 07B, FA 20 401 XX)

*: only on galvanized wire rope and stainless steel wire rope blocks
(except FA 20 402 03, FA 20 402 03B, FA 20 402 07, FA 20 402 07B, FA 20 401 XX)

*: sólo en retráctiles con cable de acero galvanizado o de acero inoxidable
(excepto FA 20 402 03, FA 20 402 03B, FA 20 402 07, FA 20 402 07B, FA 20 401 XX)

*: solo su dispositivi anticaduta retrattili in cavo di acciaio zincato o di acciaio inossidabile
(tranne FA 20 402 03, FA 20 402 03B, FA 20 402 07, FA 20 402 07B, FA 20 401 XX)

*: nur an verzinkten Stahldrahtseil und Edelstahl-Drahtseil Höhensicherungsgerät
(außer FA 20 402 03, FA 20 402 03B, FA 20 402 07, FA 20 402 07B, FA 20 401 XX)



4

Helixon-S

Helixon

FA 20 402 03

FA 20 402 03B

FA 20 402 07

FA 20 402 07B



REF.	FA 20 402 03	FA 20 402 03B	FA 20 402 07	FA 20 402 07B
LG.	3.5 m		7.0 m	
KG	140 KG		140 KG	
CE UK CA	EN 360		EN 360	
MAT.	PA / STEEL Ø4.8 mm	PA / STEEL Ø4.5 mm	PA / STEEL Ø4.8 mm	PA / STEEL Ø4.5 mm
	STEEL		STEEL	
360°	x2		x2	
R (kN)	12 kN		12 kN	
0.50mm	YES	NO	YES	NO
+	PPE-R 11.060	Ex II 2 G Exh IIC T6 Gb EN 360 §4.6 (endurance test)	PPE-R 11.060	Ex II 2 G Exh IIC T6 Gb EN 360 §4.6 (endurance test)
Kg	3.13 KG	2.86 KG	4.08 KG	3.70 KG



Melixon-S

Melixon

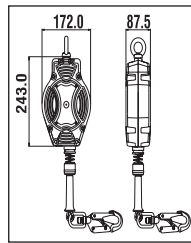
FA 20 402 10



FA 20 402 10B



FA 20 402 10S



REF.	FA 20 402 10	FA 20 402 10B	FA 20 402 10S
LG.		10.0 m	
KG		140 KG	
CE UK CA	EN 360	EN 360	EN 360
MAT.	PA / STEEL Ø4.8 mm	PA / STEEL Ø4.5 mm	PA / INOX Ø4.5 mm
	STEEL	STEEL	STEEL / INOX
360°	x2	x2	x2
R (kN)	12 kN	12 kN	12 kN
	YES	NO	NO
+	PPE-R 11.060	Ex II2 G Exh IIC T6 Gb EN 360 §4.6 (endurance test)	Ex II2 G Exh IIC T6 Gb EN 360 §4.6 (endurance test)
kg	4.82 KG	4.50 KG	4.50 KG

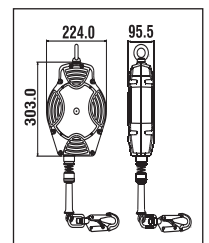
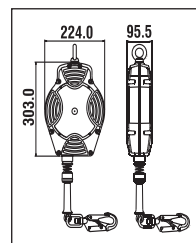
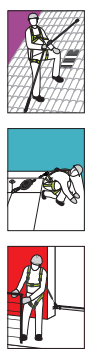
Helixon-S

Helixon

FA 20 402 15

FA 20 402 15B

FA 20 402 20
FA 20 402 20S



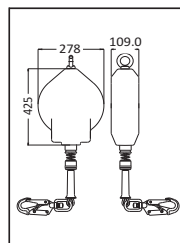
REF.	FA 20 402 15	FA 20 402 15B	FA 20 402 20	FA 20 402 20S
LG.	15.0 m		20.0 m	
KG	140 KG		140 KG	
CE UK CA	EN 360		EN 360	
MAT.	PA / STEEL Ø4.8 mm	PA / STEEL Ø4.5 mm	PA / STEEL Ø4.5 mm	PA / INOX Ø4.5 mm
	STEEL	STEEL	STEEL	STEEL / INOX
360°	x2	x2	x2	x2
R (kN)	12 kN	12 kN	12 kN	12 kN
0.50mm	YES	NO	NO	NO
+	PPE-R 11.060	Ex II2 G Exh IIC T6 Gb EN 360 §4.6 (endurance test)	Ex II2 G Exh IIC T6 Gb EN 360 §4.6 (endurance test)	Ex II2 G Exh IIC T6 Gb EN 360 §4.6 (endurance test)
KG	8.01 KG	7.49 KG	7.70 KG	7.70 KG



Olympic

FA 20 400 25
FA 20 400 30

FA 20 400 30S

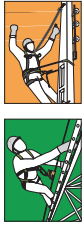


REF.	FA 20 400 25	FA 20 400 30	FA 20 400 30S
LG.	25.0 m	30.0 m	30.0 m
KG	140 KG		140 KG
CE UK CA	EN 360		EN 360
MAT.	PA / STEEL Ø4.5 mm		PA / INOX Ø4.5 mm
	STEEL		STEEL / INOX
360°	x2		x2
R (kN)	12 kN		12 kN
	NO		NO
+	II2 G Exh IIC T6 Gb		II2 G Exh IIC T6 Gb
kg	12.50 KG	13.25 KG	13.25 KG

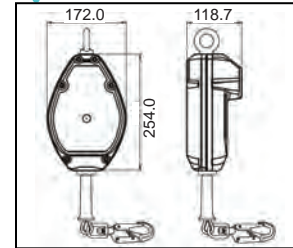


KRONOS

FA 20 403 10



**SLOW RETRACTION
CABLE**

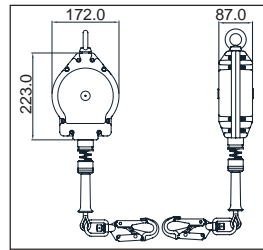


REF.	FA 20 403 10
LG.	10.0 m
KG	140 KG
CE UK CA	EN 360
MAT.	PA / STEEL Ø4.5 mm
	ALU
360°	x2
R (kN)	12 kN
	NO
+	Slow retraction cable = protection of internal mechanism
	4.80 KG

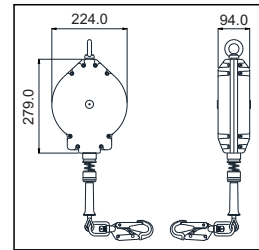


Olympic

FA 20 600 06
FA 20 600 10



FA 20 600 15
FA 20 600 20



REF.	FA 20 600 06 FA 20 600 10	FA 20 600 15 FA 20 600 20
LG.	6.0 m 10.0 m	15.0 m 20.0 m
KG	140 KG	140 KG
CE UK CA	EN 360	EN 360
MAT.	ALU / STEEL Ø4.5 mm	ALU / STEEL Ø4.5 mm
	STEEL	STEEL
360°	x2	x2
R (kN)	12 kN	12 kN
	NO	NO
+	Ex II 2 G Exh IIC T6 Gb	Ex II 2 G Exh IIC T6 Gb
kg	4.57 KG 4.95 KG	8.18 KG 8.58 KG



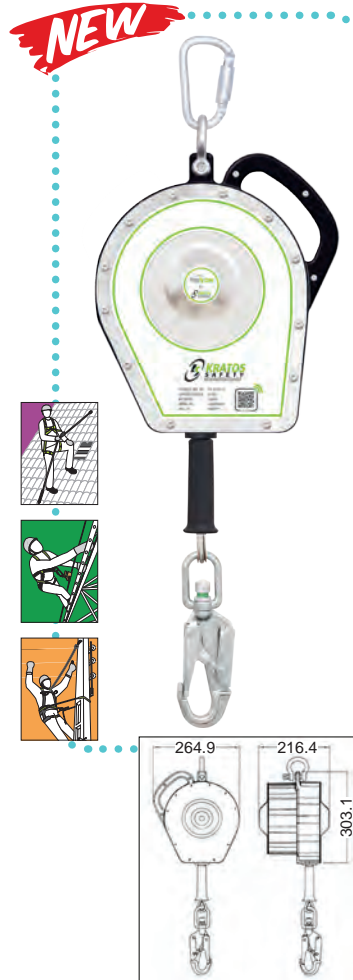
FA 20 410 10



FA 20 410 20



FA 20 410 30



REF.	FA 20 410 10	FA 20 410 20	FA 20 410 30
LG.	10.0 m	20.0 m	30.0 m
KG	140 KG	140 KG	140 KG
CE UK CA	EN 360	EN 360	EN 360
MAT.	INOX / INOX & PA Ø4.5 mm	INOX / INOX & PA Ø4.5 mm	INOX / INOX & PA Ø4.5 mm
	INOX	INOX	INOX
360°	x1	x1	x1
R (kN)	12 kN	12 kN	12 kN
	NO	NO	NO
+	II 2 G Exh IIC T6 Gb	II 2 G Exh IIC T6 Gb	II 2 G Exh IIC T6 Gb
	7.36 KG	11.83 KG	20.17 KG

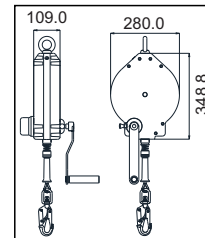
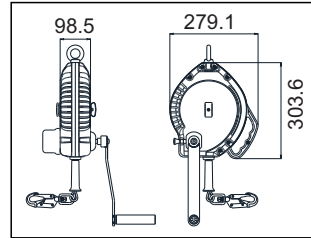
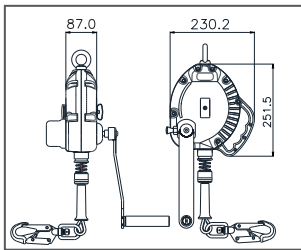


Olympe

FA 20 401 10
FA 20 401 10S

FA 20 401 20
FA 20 401 20S

FA 20 401 30
FA 20 401 30S

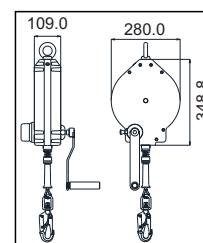

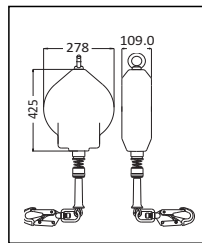


REF.	FA 20 401 10	FA 20 401 10S	FA 20 401 20	FA 20 401 20S	FA 20 401 30	FA 20 401 30S
LG.	10.0 m		20.0 m		30.0 m	
KG	140 KG		140 KG		140 KG	
	EN 360, EN 1496 Class B		EN 360, EN 1496 Class B		EN 360, EN 1496 Class B	
MAT.	PA / \varnothing 4.5 mm	PA / \varnothing 4.5 mm	PA / \varnothing 4.5 mm	PA / \varnothing 4.5 mm	PA / \varnothing 4.5 mm	PA / \varnothing 4.5 mm
		/		/		/
	x2		x2		x2	
R (kN)	12 kN		12 kN		12 kN	
	NO		NO		NO	
+						
	7.40 KG		9.20 KG		14.80 KG	

Olympe

FA 20 400 20R

FA 20 401 20R



REF.	FA 20 400 20R	FA 20 401 20R
LG.	18.0 m	18.0 m
KG	140 KG	140 KG
CE UK CA	EN 360	EN 360, EN 1496 Class B
MAT.	PA / Synthetic Ø 6.0 mm	PA / Synthetic Ø 6.0 mm
	STEEL	STEEL
	x2	x2
R (kN)	15 kN	15 kN
	NO	NO
+	---	---
	8.10 KG	10.61 KG



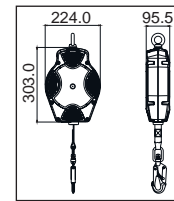
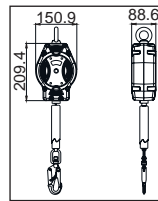
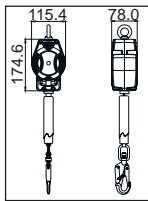
Helixon-S

Helixon

FA 20 504 03 FA 20 504 03B

FA 20 504 06 FA 20 504 06B

FA 20 504 12



REF.	FA 20 504 03	FA 20 504 03B	FA 20 504 06	FA 20 504 06B	FA 20 504 12
LG.	3.5 m		6.0 m		12.0 m
KG	140 KG		140 KG		140 KG
CE UK CA	EN 360		EN 360		EN 360
MAT.	PA / PES 25 mm		PA / PES 25 mm		PA / PES 25 mm
	STEEL		STEEL		STEEL
	x2		x2		x2
R (kN)	15 kN		15 kN		15 kN
	YES	NO	YES	NO	YES
+	---	EN 360 §4.6 (endurance test)	---	EN 360 §4.6 (endurance test)	PPE-R 11.060
kg	2.40 KG	2.33 KG	3.21 KG	3.06 KG	6.84 KG

FA 20 903 00
FA 20 903 01
FA 20 903 02



Déperlant
Water Repellent
Repele el agua
Deperlante
Wasserabweisend

Housse de protection
Protective cover
Funda de protección
Custodia protettiva
Schutzhülle

	FA 20 903 00	FA 20 903 01	FA 20 903 02
	FA 20 400 07/10* FA 20 600 06/10 FA 20 501 06	FA 20 400 15/20* FA 20 600 15/20 FA 20 500 12	
	FA 20 402 07* FA 20 504 06*	FA 20 402 10*	FA 20 402 15* FA 20 402 20* FA 20 504 12*

* Quelle que soit la variante
Whatever the variant
Cualquiera que sea la variante
Qualunque sia la variante
Worche Variante auch immer

REF.	FA 20 903 00	FA 20 903 01	FA 20 903 02
	0.13 KG	0.15 KG	0.17 KG

Olympe-S

FA 20 503 01

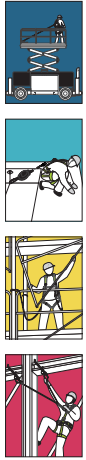


REF.	FA 20 503 01
LG.	1.75 m
	100 KG
	EN 360
MAT.	PA / Aramid 21 mm
	STEEL / ALU
	x2
R (kN)	15 kN
	YES - x2 (R>0,5 mm)
+	DIN 19427
	0.77 KG

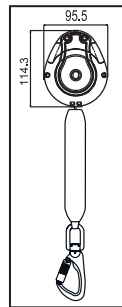
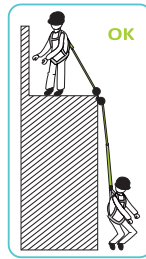


Olympic-S2

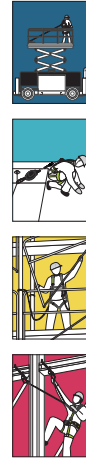
FA 20 502 02



FACTOR 2



FA 20 503 02



REF.	FA 20 502 02	FA 20 503 02
LG.	2.0 m	2.0 m
KG	140 KG	140 KG
CE UK CA	EN 360 PPE-R 11.085	EN 360 PPE-R 11.085
MAT.	PA / Aramid 21 mm	PA / Aramid 21 mm
	STEEL / ALU	STEEL / ALU
	x2	x1
R (kN)	15 kN	15 kN
	YES - 100 KG	YES - 100 KG
+	PPE-R 11.060, FACTOR 2 - 100 KG	PPE-R 11.060, FACTOR 2 - 100 KG
kg	0.77 KG	1.25 KG

Olympe-S2

Olympe

FA 20 502 00A

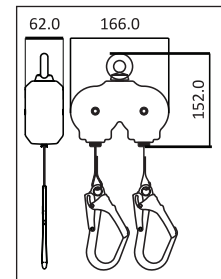


COMING SOON
PROCHAINEMENT

FA 20 505 02



FA 20 500 02



REF.	FA 20 502 00A	FA 20 505 02	FA 20 500 02
LG.	---	2.0 m	2.0 m
KG	---	100 KG	100 KG
CE UK CA	---	EN 360	EN 360
MAT.	---	PA / PES 21 mm	ALU / PES 25 mm
	---	x2	x1
R (kN)	23 kN	15 kN	15 kN
	---	NO	NO
+	FA 20 502 02, FA 20 503 02	PPE-R 11.124	---
	0.15 KG	2.10 KG	2.80 KG



VORAS

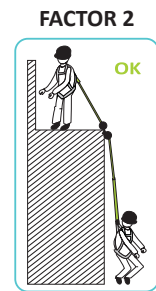
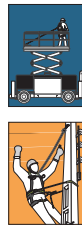
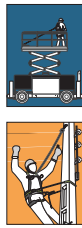
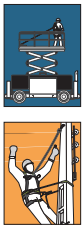
VORAS F2

FA 20 300 02

FA 20 301 02

FA 20 303 02

FA 20 302 02



REF.	FA 20 300 02	FA 20 301 02	FA 20 303 02	FA 20 302 02
LG.	2.5 m	2.5 m	2.5 m	2.0 m
KG	140 KG	140 KG	140 KG	140 KG
CE UK CA	EN 360	EN 360	EN 360	EN 360 PPE-R 11.085
MAT.	PVC / PA & PES 50 mm	PVC / PA & PES 50 mm	PVC / PA & PES 50 mm	PVC / PA & PES 50 mm
	STEEL	STEEL	STEEL	STEEL
360°	x1	x1	x1	x1
R (kN)	15 kN	15 kN	15 kN	15 kN
	NO	NO	NO	NO
+	---	---	---	FACTOR 2 - 100 KG
Kg	1.15 KG	1.20 KG	1.70 KG	1.35 KG

TYROLL

FA 20 800 00



FA 20 800 01



+

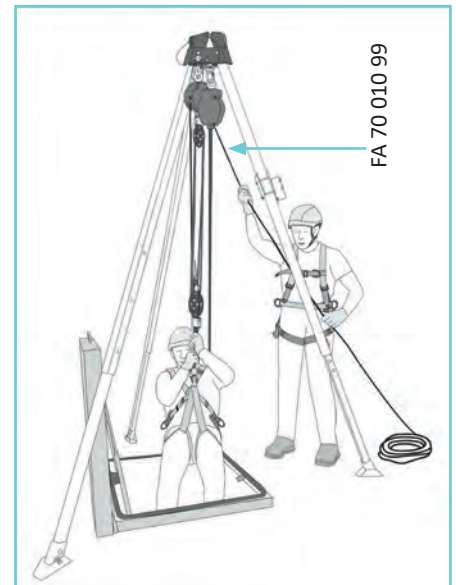
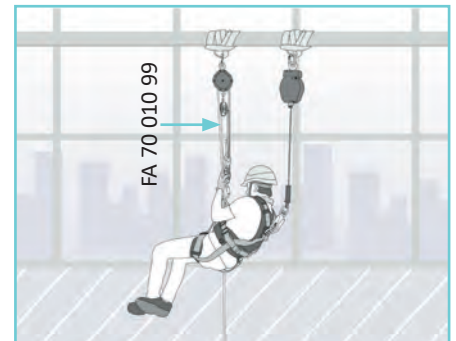


FA 70 016 00

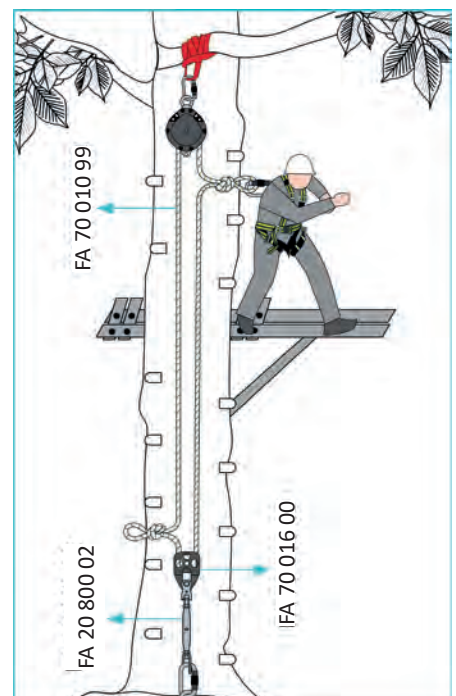
FA 20 800 02



Corde FA 70 010 99 vendue séparément (p. 149)
 Rope FA 70 010 99 sold separately (p. 149)
 Cuerda FA 70 010 99 vendida aparte (p. 149)
 Corda FA 70 010 99 venduta separatamente (p. 149)
 Seil FA 70 010 99 ist separat erhältlich (p. 149)



REF.	FA 20 800 00	FA 20 800 01
KG	100 KG	---
	EN 360	---
MAT. 	P &	/ FA 70 016 00 / FA 20 800 02
360°	x1	x1
R (kN)	13 kN	---
	NO	---
+	---	---
Kg	0.85 KG	1.22 KG



ANTICHUTES COULISSANTS
GUIDED TYPE FALL ARRESTERS
ANTICAÍDAS DESLIZANTES
ANTICADUTA SCORREVOLI
MITLAUFENDE ABSTURZSICHERUNG



CE 0120
EN 363-2
KRAATOS
FA 01 102 00
CEN
USE
THE
CORRECT
ROPE
ONLY

ABSORBER
KRAATOS
STÄTTLICH
FA 01 102 00
SERIAL NO. : 30000
SERIAL INC. : 30000

NiRO

- FA 20 102 10
- FA 20 102 15
- FA 20 102 20
- FA 20 102 30
- FA 20 102 40
- FA 20 102 50



LOREL-A

- FA 20 103 10C
- FA 20 103 20C



REMOVABLE



FA 20 103 00ABS

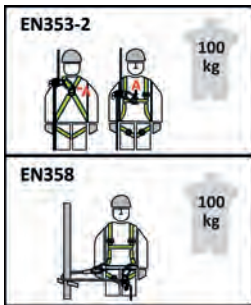
EN 353-2	100 kg		
EN 353-2	140 kg		
EN 358	100 kg		

REF.	FA 20 102 XX	FA 20 103 10C FA 20 103 20C
LG.	10m 15m 20m 30m 40m 50m	10 m 20m
KG	140 KG	140 KG
CE UK CA	EN 353-2	EN 353-2, EN 358
MAT.	/ PES 12 mm	/ PA 11 mm
	NO	NO
R (kN)	15 kN	15 kN
+	---	---
	10m : 1.65 KG 15m : 2.45 KG 20m : 2.80 KG 30m : 3.80 KG 40m : 4.60 KG 50m : 5.55 KG	2.10 KG 3.15 KG




LOREL

FA 20 103 00B



FA 20 103 10
FA 20 103 20
FA 20 103 30
FA 20 103 40
FA 20 103 50



BLOCKER


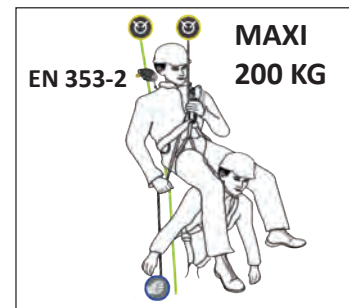
FA 20 103 00A



EN 12841 +



FA 70 010 99 (p.149)



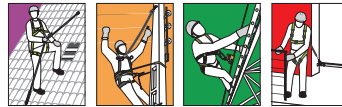
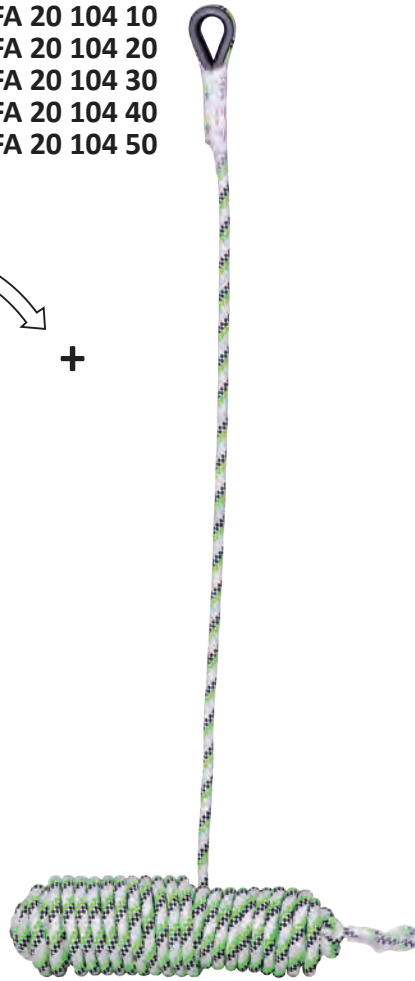
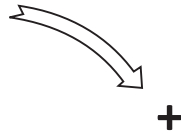
REF.	FA 20 103 00B	FA 20 103 XX	FA 20 103 00A
LG.	---	10m 20m 30m 40m 50m	---
KG	100 KG	---	140 KG
CE UK CA	EN 353-2, EN 358	EN 353-2, EN 358	EN 353-2
MAT.	ALU	PA 11 mm	ALU
	NO	---	YES
	STEEL	---	STEEL
R (kN)	15 kN	15 kN	15 kN
+			EN 353-2: 200 KG in rescue only EN 12841 Type A
kg	0.34 KG	10m : 1.50 KG 20m : 2.55 KG 30m : 3.60 KG 40m : 4.65 KG 50m : 5.70 KG	0.35 KG



FA 20 104 00



- FA 20 104 10
- FA 20 104 20
- FA 20 104 30
- FA 20 104 40
- FA 20 104 50



FA 20 901 00



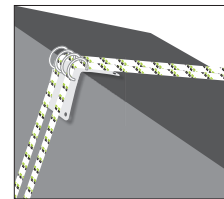
MAT.

P & **STEEL**



0.59 KG

FA 90 005 00



MAT.

SNOX



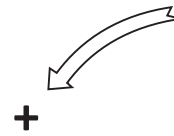
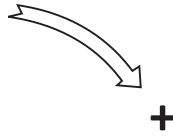
0.57 KG

REF.	FA 20 104 00	FA 20 104 XX
LG.	---	10m 20m 30m 40m 50m
KG	140 KG	---
CE UK CA	EN 353-2	EN 353-2
MAT.	SNOX	● PES 12 mm
	YES	---
	STEEL	---
R (kN)	15 kN	15 kN
	0.66 KG	10m : 1.71 KG 20m : 2.76 KG 30m : 3.81 KG 40m : 4.86 KG 50m : 5.91 KG



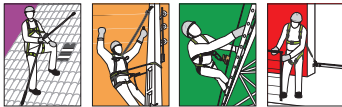
Lofty

FA 20 100 00A



Lofty-A

FA 20 100 00B


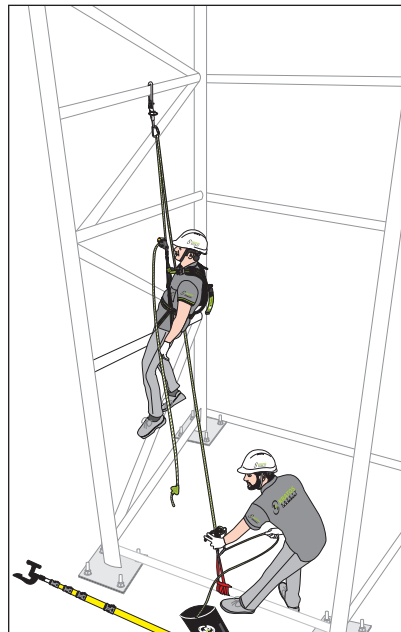


REF.	FA 20 100 00A	FA 20 100 XX	FA 20 100 00B
LG.	---	10m 20m 30m 40m 50m	---
KG	100 KG	---	100 KG
CE UK CA	EN 353-2	EN 353-2	EN 353-2
MAT.	STEEL	PA 14-16 mm	STEEL
	YES	---	YES
	STEEL	---	STEEL
R (kN)	15 kN	15 kN	15 kN
Kg	0.95 KG	10m : 1.25 KG 20m : 2.50 KG 30m : 3.90 KG 40m : 5.15 KG 50m : 6.05 KG	1.20 KG

FA 20 113 30
FA 20 113 50



1. FA 20 103 00A	EN 353-2
2. FA 20 103 30 (30 m) / FA 20 103 50 (50 m)	EN 353-2
3. FA 50 301 23 (x3)	EN 362
4. FA 60 005 15 (x2)	EN 795 Type B
5. FA 60 029 05	EN 795 Type B
6. FA 70 021 00	EN 341
7. FA 90 105 00	---



REF.	FA 20 113 30 FA 20 113 50
LG.	30 m 50 m
KG	140 KG
	EN 353-2, EN 341, EN 795
	6.68 KG 8.78 KG






KS 2001



REF. FA 20 207 00
 R> 34 kN
 MAT. **SINOX**
 0.39 KG



REF. FA 20 201 00
 CE EN 795 TYPE A
 R> 12 kN
 MAT. **SINOX**
 3.29 KG

or
 REF. FA 20 209 00
 or
 REF. FA 20 210 19

REF. FA 50 106 22
 or
 FA 50 305 16



REF. FA 20 200 00
 R> 15 kN
 MAT. **SINOX**
 0.90 KG

REF. FA 20 200 98
 LG. 1 m
 R> 36 kN
 MAT. **SINOX**
 Ø 8 mm



REF. FA 20 200 99
 R> 36 kN
 MAT. **SINOX**
 Ø 8 mm
 0.28 KG/m

REF. FA 20 202 00
 MAT. **SINOX**
 0.62 KG



REF. FA 20 200 97



REF. FA 20 203 00
 MAT. **STEEL**
 1.05 KG



REF. FA 20 204 00
 MAT. **STEEL**
 6.0 KG

REF. FA 20 902 00

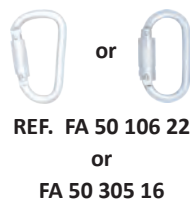
		610 CHEMIN DU BUCLAY LIEU-DIT LA MAIRIE 38540 HEYRIEUX - FRANCE TEL : +33 (0)4 72 48 78 27		CE	
INSTALLED BY				MAXIMUM NUMBER OF USERS:	
PRODUCT / SYSTEM					
STANDARD / NORM		LENGTH (in M)		CLEARANCE:	
DATE AND YEAR OF MANUFACTURE		INSTALLATION DATE / REFERENCE		ACCEPTANCE DATE	
INSPECTION DATE					

REF.	KS 2001
LG.	---
	100 KG
	EN 353-2
MAT.	SINOX
R (kN)	15 kN

KS 6000



REF. FA 20 200 98
 LG. 1 m
 R> 36 kN
 MAT. **SNOX**
 Ø 8 mm



REF. FA 20 201 00
 CE EN 795 TYPE A
 R> 12 kN
 MAT. **SNOX**
 3.29 KG

REF. FA 20 209 00
 or
 REF. FA 20 210 19



REF. FA 20 207 00
 R> 15 kN
 MAT. **SNOX**
 0.39 KG



REF. FA 20 200 02
 R> 15 kN
 MAT. **SNOX**
 0.82 KG



REF. FA 20 202 00
 MAT. **SNOX**
 0.62 KG



REF. FA 20 210 19
 CE EN 795 TYPE A
 R> 12 kN
 MAT. **STEEL**
 7.67 KG



REF. FA 20 200 99
 R> 36 kN
 MAT. **SNOX**
 Ø 8 mm
 0.30 KG/m



REF. FA 20 205 00
 MAT. **SNOX**
 1.05 KG



REF. FA 20 200 97

REF. FA 20 902 00

		689 CHEMIN DU BACLAY 13510 NOT LA MARIÈRE 35540 MEYRIEUX - FRANCE TEL : +33 (0)4 72 48 70 27			
INSTALLED BY	PRODUCT / SYSTEM	STANDARD / NORM			
BATCH AND YEAR OF MANUFACTURE	LENGTH (in M)	CLEARANCE:	MAXIMUM NUMBER OF USERS:		
INSTALLATION DATE / REFERENCE	ACCEPTANCE DATE	INSPECTION DATE			

REF.	KS 6000
LG.	---
	100 KG
	EN 353-1
MAT.	SNOX
R (kN)	15 kN



KS 7000




**II2 G Exh IIC T6 Gb
ZONE 1**

REF. FA 20 206 00

R> 15 kN

MAT. SINOX

1.23 KG



REF. FA 20 201 00

CE EN 795 TYPE A

R> 12 kN

MAT. SINOX

3.29 KG

REF. FA 20 209 00

or

REF. FA 20 210 19

REF. FA 20 200 99

R> 36 kN

MAT. SINOX

Ø 8 mm

0.30 KG/m



REF. FA 20 207 00

R> 15 kN

MAT. SINOX

0.39 KG



or

REF. FA 50 106 22

or

FA 50 305 16



REF. FA 20 200 01

R> 15 kN

MAT. SINOX

0.60 KG



REF. FA 20 200 98

LG. 1 m

R> 36 kN

MAT. SINOX

Ø 8 mm



REF. FA 20 205 00

MAT. SINOX

1.05 KG




REF. FA 20 202 00

MAT. SINOX

0.62 KG

REF. FA 20 902 00

		680 CHEMIN DU BAUCLAY 41000 SAINTE-GENEVIEVE - FRANCE TEL : +33 (0)4 72 48 70 27			
INSTALLED BY			CLEARANCE:	MAXIMUM NUMBER OF USERS:	
PRODUCT / SYSTEM					
STANDARD / NORM					
BATCH AND YEAR OF MANUFACTURE					
LENGTH (in M)					
INSTALLATION DATE / REFERENCE					
ACCEPTANCE DATE					
INSPECTION DATE					



REF. FA 20 209 00

CE EN 795 TYPE A

R> 12 kN

MAT. SINOX

1.30 KG

REF.	KS 7000
LG.	---
	140 KG
	EN 353-1
MAT.	SINOX
R (kN)	15 kN

KS 8000



II2 G Exh IIC T6 Gb
ZONE 1


REF. FA 20 704 00
MAT. **ALU** & **INOX**
Kg 1.16 KG



REF. FA 20 705 00
MAT. **INOX**
Kg 0.20 KG



REF. FA 20 700 00
R> 15 kN
MAT. **INOX**
Kg 0.73 KG



REF. FA 20 703 01
LG. 3.0 m
MAT. **ALU**
Kg 4.10 KG



REF. FA 20 701 00

LG. 1.5 m

MAT. **ALU**

Kg 2.90 KG



+


COMING SOON

REF. FA 20 701 01

LG. 1.5 m

MAT. **STEEL**

Kg 10.45 KG



REF. FA 20 702 01

LG. 3.0 m

MAT. **ALU**

Kg 4.0 KG



REF. FA 20 902 00

		691 CHEMIN DU BUCLAY LIEU-DIT LA MURIÈRE 35440 NEVILLON - FRANCE TEL : +33 (0)4 72 46 76 27	CE
INSTALLED BY			
PRODUCT / SYSTEM			
STANDARD / NORM			
BATCH AND YEAR OF MANUFACTURE			
LENGTH (in M)		CLEARANCE:	
INSTALLATION DATE / REFERENCE			MAXIMUM NUMBER OF USERS:
ACCEPTANCE DATE			
INSPECTION DATE			

REF.	KS 8000
LG.	---
KG	100 KG
CE UK CA	EN 353-1
MAT.	ALU & STEEL & INOX
R (kN)	15 kN



KS 9000



IIC G Exh IIC T6 Gb
ZONE 1

REF. FA 20 704 00

MAT. ALU & INOX

1.16 KG



REF. FA 20 708 00

MAT. INOX

0.08 KG



REF. FA 20 706 00

MAT. INOX

1.16 KG

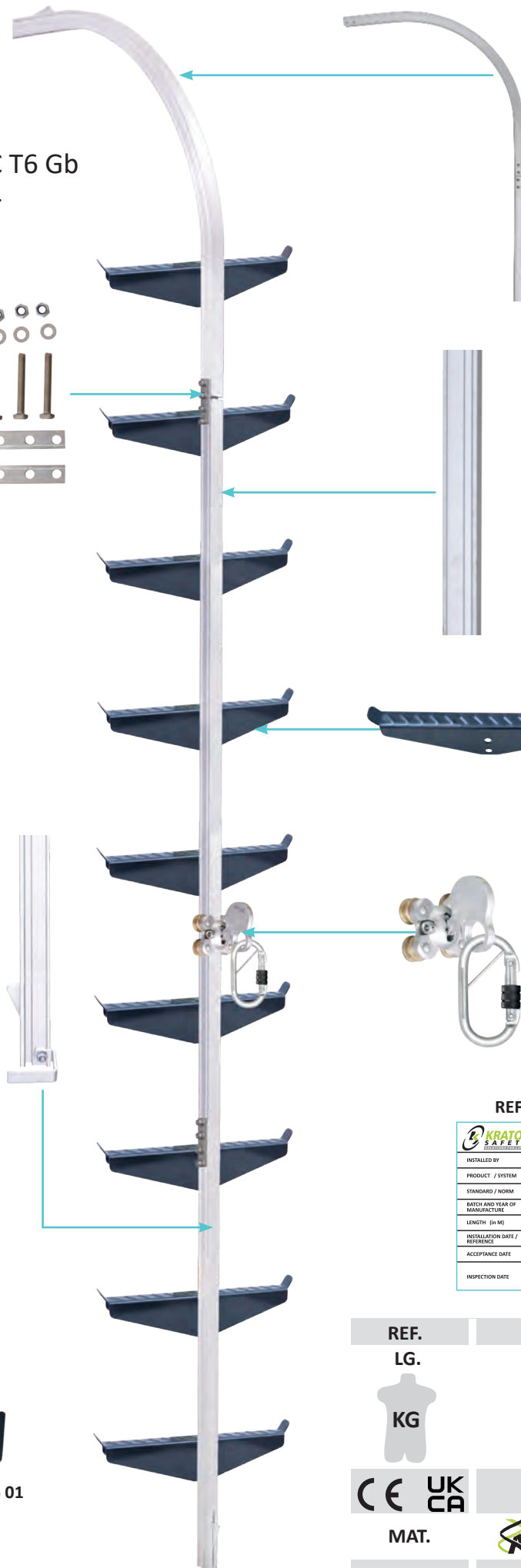
OR



REF. FA 20 706 01

MAT. STEEL

4.08 KG



REF. FA 20 701 00

LG. 1.5 m

MAT. ALU

2.90 KG

+
REF. FA 20 701 01

REF. FA 20 702 00

LG. 3.0 m

MAT. ALU

4.0 KG

REF. FA 20 707 00

MAT. STEEL

0.86 KG

REF. FA 20 700 00

R> 15 kN

MAT. INOX












0.73 KG

REF. FA 20 902 00

		689 CHEMIN DU BUCLAY LIEUDIT LA MURIERE 35840 MEVREUX - FRANCE TEL : +33 (0)4 72 48 78 27		
INSTALLED BY				
PRODUCT / SYSTEM				
STANDARD / NORM		MAXIMUM NUMBER OF USERS:		
BATCH AND YEAR OF MANUFACTURE				
LENGTH (in M)	CLEARANCE:			
INSTALLATION DATE / REFERENCE				
ACCEPTANCE DATE				
INSPECTION DATE				



REF.	KS 9000
LG.	---
KG	100 KG
	EN 353-1
MAT.	ALU & STEEL & INOX
R (kN)	15 kN

AIDE AU CHOIX
SELECTION GUIDE
AYUDA EN LA ELECCIÓN
COME SCEGLIERE
AUSWAHLHILFE

RÉFÉRENCE PRODUIT / PRODUCT REF. NO.	SITUATIONS DE TRAVAIL / WORK SITUATIONS										
											
FA 20 402 03		✓	✓								✓
FA 20 402 03B				✓ *							
FA 20 402 07		✓	✓								✓
FA 20 402 07B				✓ *							
FA 20 402 10		✓	✓								✓
FA 20 402 10B		✓ *		✓ *	✓ *				✓ *		
FA 20 402 10S		✓ *		✓ *	✓ *				✓ *		
FA 20 402 15		✓	✓								✓
FA 20 402 15B		✓ *			✓ *				✓ *		
FA 20 402 20		✓ *			✓ *				✓ *		
FA 20 402 20S		✓ *			✓ *				✓ *		
FA 20 400 25		✓ *			✓ *				✓ *		✓ *
FA 20 400 30		✓ *			✓ *				✓ *		✓ *
FA 20 400 30S		✓ *			✓ *				✓ *		✓ *
FA 20 403 10				✓	✓						
FA 20 600 06		✓ *			✓ *				✓ *		
FA 20 600 10		✓ *			✓ *				✓ *		
FA 20 600 15		✓ *			✓ *				✓ *		
FA 20 600 20		✓ *			✓ *				✓ *		
FA 20 410 10		✓		✓	✓						
FA 20 410 20		✓		✓	✓						
FA 20 410 30		✓		✓	✓						
FA 20 401 10									✓ *		✓ *
FA 20 401 10S									✓ *		✓ *
FA 20 401 20									✓ *		✓ *
FA 20 401 20S									✓ *		✓ *
FA 20 401 30									✓ *		✓ *
FA 20 401 30S									✓ *		✓ *
FA 20 400 20R		✓			✓				✓		
FA 20 401 20R									✓		✓
FA 20 504 03		✓	✓								✓
FA 20 504 03B		✓		✓	✓						
FA 20 504 06		✓	✓								✓
FA 20 504 06B		✓		✓	✓						
FA 20 504 12		✓	✓								✓
FA 20 503 01	✓										
FA 20 502 02	✓		✓			✓	✓				
FA 20 503 02	✓		✓			✓	✓				
FA 20 505 02			✓			✓	✓				
FA 20 500 02				✓	✓	✓					



RÉFÉRENCE PRODUIT / PRODUCT REF. NO.	SITUATIONS DE TRAVAIL / WORK SITUATIONS											
FA 20 300 02	✓			✓								
FA 20 301 02	✓			✓								
FA 20 303 02	✓			✓								
FA 20 302 02				✓		✓						
FA 20 800 00												
FA 20 102 XX				✓	✓			✓	✓	✓		
FA 20 103 XXC		✓		✓	✓				✓	✓		
FA 20 103 00B		✓			✓				✓	✓		
FA 20 103 00A		✓			✓				✓	✓		
FA 20 104 XX		✓		✓	✓					✓		
FA 20 100 00A		✓		✓	✓					✓		
FA 20 100 00B		✓		✓	✓					✓		
FA 20 113 XX												✓
KS 2001					✓							
KS 6000					✓							
KS 7000					✓ *							
KS 8000					✓ *			✓ *				
KS 9000					✓ *			✓ *				

	<p>Adapté Suitable Adecuado Adatto Geeignet</p>		<p>Adapté pour une utilisation en Atmosphères potentiellement Explosives (ATEX) Suitable for a use in potentially explosive areas (ATEX) Adecuado para un en atmósferas potencialmente explosivas (ATEX) Adatto all'uso in atmosfera potenzialmente esplosiva (ATEX) Geeignet für einen Gebrauch in potenziell explosionsgefährdeten Umgebungen (ATEX)</p>	
---	---	---	---	---



LONGES AVEC ABSORBEUR D'ÉNERGIE
ENERGY ABSORBING LANYARDS
ESLINGAS CON ABSORBEDOR DE ENERGÍA
CORDINI CON ASSORBITORI DI ENERGIA
VERBINDUNGSMITTEL MIT FALLDÄMPFER





230N FN3C2
EN362-041 D

OK
INSPECT
IMPACT INDICATOR

KRATOS
SAFETY
gрав-5

09, Chemin Du Bocky - 35080 Hery-sur-Orne (FRANCE)

Prohibited use icons: No cutting, No fire, No sharp objects.

Type : EA 30 913 20
Length : 2.0 M
Batch No. : XXXXX
Serial No. : XXXX
Mfg. Dt. : MM/YYYY
Norm : EN 355:2002
Liq. Sp. : 2m (BAKI)

CE 0120

QR code





FA 30 000 35



FA 30 000 45



REF.	FA 30 000 35	FA 30 000 45
LG. (MIN./MAX.)	220 mm / 1300 mm	320 mm / 1500 mm
KG	100 KG	100 KG
	EN 355	EN 355
MAT.	: 35 mm PES	: 45 mm PES
	35 mm	45 mm
	---	---
	---	---
+		
	0.2 KG	0.3 KG



i-beSafe system



Système i-beSafe :

Calculez simplement l'espace minimum requis sous votre zone de travail et votre tirant d'air.

Sistema i-beSafe :

Basta con calcular el espacio mínimo requerido bajo la zona de trabajo y la altura libre.

i-beSafe-System :

Berechnen Sie einfach den erforderlichen Mindestabstand unterhalb Ihres Arbeitsbereichs und Ihre Sturzhöhe.

i-beSafe System:

Calculate easily the minimum space under your work area and your clearance.

Sistema i-beSafe :


Calcolare semplicemente lo spazio minimo richiesto nell'area di lavoro e il tirante d'aria.



FA 30 200 15



FA 30 300 15
FA 30 300 20




FA 30 303 15
FA 30 303 20







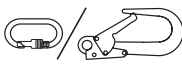







FA 30 304 18




FA 30 400 18



REF.	FA 30 200 15	FA 30 300 XX	FA 30 303 XX	FA 30 304 18	FA 30 400 18
LG.	1.5 m	1.5 m 1.8 m	1.5 m 2.0 m	1.8 m	1.8 m
KG	100 KG	100 KG	100 KG	100 KG	100 KG
CE UK CA	EN 355	EN 355	EN 355	EN 355	EN 355
MAT.	 PA 12 mm	 30 mm PES	 30 mm PES	 30 mm PES	 30 mm PES
	45 mm	35 mm	45 mm	35 mm	35 mm
		---			
	NO	NO	NO	NO	NO
+	PPE-R 11.063	---	---	---	PPE-R 11.063
kg	1.80 KG	0.39 KG 0.42 KG	1.10 KG 1.11 KG	1.03 KG	1.65 KG




FA 30 702 20










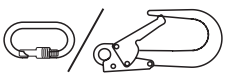







FA 30 703 20



FA 30 800 15



REF.	FA 30 702 20	FA 30 703 20	FA 30 800 15
LG. (MIN./MAX.)	1.4 m / 1.8 m	1.4 m / 2.0 m	1.25 m / 1.5 m
 KG	100 KG	100 KG	100 KG
	EN 355	EN 355	EN 355
MAT.	 : 45 mm  PES	 : 45 mm  PES	 : 45 mm  PES
	35 mm	45 mm	35 mm
			
	NO	NO	NO
+	---	---	PPE-R 11.063
	0.87 KG	1.14 KG	1.58 KG



FA 30 500 15
FA 30 500 20



FA 30 502 15
FA 30 502 20



FA 30 503 15
FA 30 503 20



FA 30 600 13



FA 30 600 10
FA 30 600 15



REF.	FA 30 500 XX	FA 30 502 XX	FA 30 503 XX	FA 30 600 13	FA 30 600 XX
LG.	1.5 m 1.8 m	1.5 m 1.8 m	1.5 m 2.0 m	1.3 m	1.0 m 1.5 m
KG	100 KG	100 KG	100 KG	100 KG	100 KG
CE UK CA	EN 355	EN 355	EN 355	EN 355	EN 355
MAT.	● PA 11 mm	● PA 11 mm	● PA 11 mm	● PA 11 mm	● PA 11 mm
	35 mm	35 mm	45 mm	45 mm	45 mm
	---	STEEL	STEEL	---	STEEL
	NO	NO	NO	NO	NO
+	---	---	---	PPE-R 11.063	PPE-R 11.063
kg	0.39 KG 0.40 KG	0.85 KG 0.86 KG	1.16 KG 1.17 KG	0.74 KG	1.60 KG 1.82 KG

gravity

ALU


FA 30 522 10
FA 30 522 15
FA 30 522 20



FA 30 620 15



FA 30 514 20



FA 30 621 15



FA 30 614 20



REF.	FA 30 522 XX	FA 30 620 15	FA 30 621 15	FA 30 514 20	FA 30 614 20
LG.	1.0 m 1.5 m 2.0 m	1.5 m	1.5 m	Min. 1.4 m Maxi. 2.0 m	Min. 1.4 m Maxi. 2.0 m
KG	140 KG 140 KG	140 KG	140 KG	140 KG	140 KG
	EN 355	EN 355	EN 355	EN 355	EN 355
MAT.	PA 11 mm	PA 11 mm	PA 11 mm	PA 11 mm	PA 11 mm
	45 mm	45 mm	45 mm	45 mm	45 mm
	NO	NO	NO	NO	NO
+	---	PPE-R 11.063	PPE-R 11.063	---	PPE-R 11.063
	1.01 KG 1.05 KG 1.10 KG	1.79 KG	2.60 KG	1.01 KG	1.88 KG



gravity-s

ALU













FA 30 512 12
FA 30 512 20

FA 30 513 20



FA 30 610 15



REF.	FA 30 512 XX	FA 30 513 20	FA 30 610 15
LG. 	1.2 m 2.0 m	2.0 m	1.5 m
KG	140 KG 140 KG	140 KG	140 KG
 	EN 355	EN 355	EN 355
MAT.	 PA 11 mm	 PA 11 mm	 PA 11 mm
	45 mm	45 mm	45 mm
			
	YES	YES	YES
+	---	---	PPE-R 11.063
	0.79 KG 0.84 KG	1.04 KG	1.65 KG

gravity-s
ALU

FA 30 722 20



FA 30 723 20



FA 30 820 15



FA 30 822 15



REF.	FA 30 722 20	FA 30 723 20	FA 30 820 15	FA 30 822 15
LG. (MIN./MAX.)	1.4 m / 1.8 m	1.5 m / 2.0 m	1.2 m / 1.5 m	1.2 m / 1.5 m
KG	140 KG	140 KG	140 KG	140 KG
	EN 355	EN 355	EN 355	EN 355
MAT.	: 30 mm PES	: 30 mm PES	: 30 mm PES	: 30 mm PES
	45 mm	45 mm	45 mm	45 mm
	YES	YES	YES	YES
+	---	---	PPE-R 11.063	PPE-R 11.063
	0.99 KG	1.11 KG	1.70 KG	1.86KG











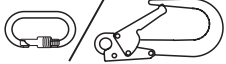




gravity

ALU













FA 30 900 20

FA 30 1000 20



REF.	FA 30 900 20	FA 30 1000 20
LG. (MIN./ MAX.)	1.4 m / 2.0 m	1.4 m / 2.0 m
 KG	140 KG	140 KG
 	EN 355	EN 355
MAT.	 45 mm  PES	 45 mm  PES
	---	---
		
	NO	NO
+	---	PPE-R 11.063
	0.95 KG	1.8 KG

AIDE AU CHOIX
SELECTION GUIDE
AYUDA EN LA ELECCIÓN
COMO SCEGLIERE
AUSWAHLHILFE


RÉFÉRENCE PRODUIT / PRODUCT REF. NO.	SITUATIONS DE TRAVAIL / WORK SITUATIONS											
												
FA 30 000 35			✓		✓	✓	✓					
FA 30 000 45			✓		✓	✓	✓					
FA 30 200 15			✓		✓	✓	✓					
FA 30 300 XX			✓		✓	✓	✓					
FA 30 303 XX			✓		✓	✓	✓					
FA 30 304 18			✓		✓	✓	✓					
FA 30 400 18			✓		✓	✓	✓					
FA 30 702 20			✓		✓	✓	✓					
FA 30 703 20			✓		✓	✓	✓					
FA 30 800 15			✓		✓	✓	✓					
FA 30 500 XX			✓		✓	✓	✓					
FA 30 502 XX			✓		✓	✓	✓					
FA 30 503 XX			✓		✓	✓	✓					
FA 30 600 XX			✓		✓	✓	✓					
FA 30 522 XX			✓		✓	✓	✓					
FA 30 514 20			✓		✓	✓	✓					
FA 30 620 15			✓		✓	✓	✓					
FA 30 614 20			✓		✓	✓	✓					
FA 30 621 15			✓		✓	✓	✓					
FA 30 512 XX			✓		✓	✓	✓					
FA 30 513 20			✓		✓	✓	✓					
FA 30 610 15			✓		✓	✓	✓					
FA 30 722 20			✓		✓	✓	✓					
FA 30 723 20			✓		✓	✓	✓					
FA 30 820 15			✓		✓	✓	✓					
FA 30 822 15			✓		✓	✓	✓					
FA 30 900 20			✓		✓	✓	✓					
FA 30 1000 20			✓		✓	✓	✓					

LONGES
LANYARDS
ESLINGAS
CORDINI
LEINEN





FA 40 300 15



FA 40 302 15



FA 40 303 15




REF.	FA 40 300 15	FA 40 302 15	FA 40 303 15
LG.	1.5 m	1.5 m	1.5 m
CE UK CA	EN 354	EN 354	EN 354
MAT.	: 30 mm PES	: 30 mm PES	: 30 mm PES

R (kN)	22 kN	22 kN	22 kN
	0.18 KG	0.65 KG	0.87 KG

FA 40 500 10
FA 40 500 15
FA 40 500 20



FA 40 502 10
FA 40 502 15
FA 40 502 20



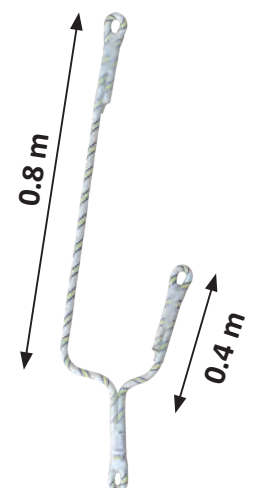
FA 40 503 10
FA 40 503 15
FA 40 503 20



FA 40 600 10
FA 40 600 15



FA 70 014 00



REF.	FA 40 500 XX	FA 40 502 XX	FA 40 503 XX	FA 40 600 XX	FA 70 014 00
LG.	1.0 m 1.5 m 1.8 m	1.0 m 1.5 m 1.8 m	1.0 m 1.5 m 2.0 m	1.0 m 1.5 m	0.4 m - 0.8 m
CE UK CA	EN 354	EN 354	EN 354	EN 354	EN 354
MAT.	PA 11 mm	PA 11 mm	PA 11 mm	PA 11 mm	PA 12 mm
	---				---
R (kN)	22 kN	22 kN	22 kN	22 kN	22 kN
	0.17 KG 0.20 KG 0.22 KG	0.66 KG 0.68 KG 0.72 KG	0.84 KG 0.90 KG 0.96 KG	1.45 KG 1.53 KG	0.17 KG



FA 40 900 20



FA 40 901 20




FA 40 902 20



REF.	FA 40 900 20	FA 40 901 20	FA 40 902 20
LG. (MIN. / MAX.)	1.2 m / 2.0 m	1.2 m / 2.0 m	1.2 m / 2.0 m
CE UK CA	EN 358	EN 358	EN 358
MAT.	PA 14 mm	30 mm PES	PA 11 mm
MAT.			
	0.76 KG	0.55 KG	0.69 KG

**FA 40 903 20
FA 40 903 40**



**FA 40 904 20
FA 40 904 40**



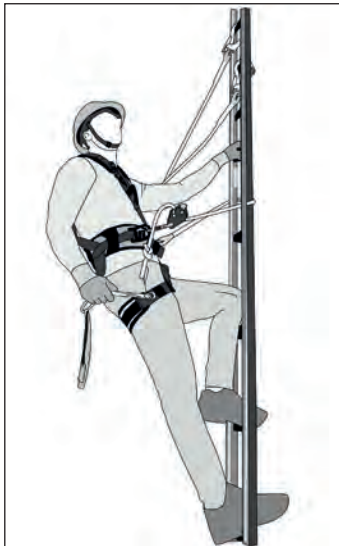

REF.	FA 40 903 XX	FA 40 904 XX
LG. (MIN. / MAX.)	0.6 m / 2.0 m 1.5 m / 4.0 m	0.6 m / 2.0 m 1.5 m / 4.0 m
CE UK CA	EN 358	EN 358
MAT.	PA 12 mm	PA 14 mm
MAT.		
	0.99 KG 1.30 KG	1.07 KG 1.50 KG



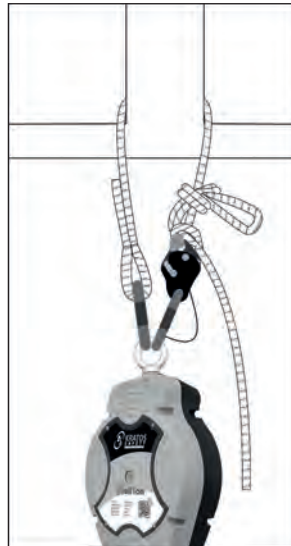
FA 40 906 50
FA 40 906 100



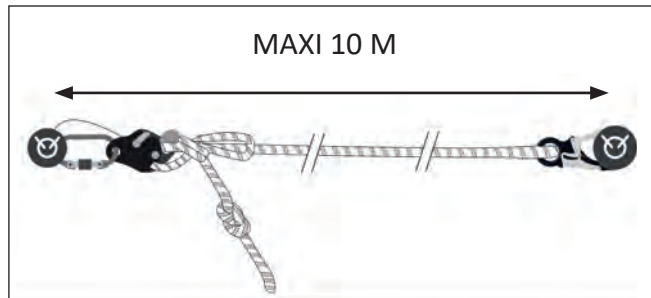
EN 358 + EN 795 Type B + EN 795 Type C



EN 358



EN 795 Type B

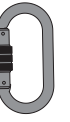


EN 795 Type C

REF.	FA 40 906 XX
LG. (MIN. / MAX.)	1.6 m / 5.0 m 1.6 m / 10.0 m
CE UK CA	EN 358, EN 795 Type B & C
MAT.	● PA 12 mm
	STEEL / ALU
MAT.	ALU
	0.75 KG 1.60 KG

CONNECTEURS
CONNECTORS
CONECTORES
CONNETTORI
VERBINDUNGSELEMENTE






FA 50 101 17



FA 50 102 17



FA 50 224 18



FA 50 301 23



REF.	FA 50 101 17	FA 50 102 17	FA 50 224 18	FA 50 301 23
	EN 362 Class B & M	EN 362 Class B & M	EN 362 Class B & M	EN 362 Class B
	25 kN / 18 mm	25 kN / 18 mm	25 kN / 16 mm	40 kN / 22 mm
MAT.				
	SCREW	SCREW	QUARTER	TRIPLE ACTION
KEYLOCK	---	---	---	---
+	---	CAPTIVE PIN	---	---
	0.16 KG	0.17 KG	0.16 KG	0.23 KG

FA 50 101 17B



FA 50 225 23B



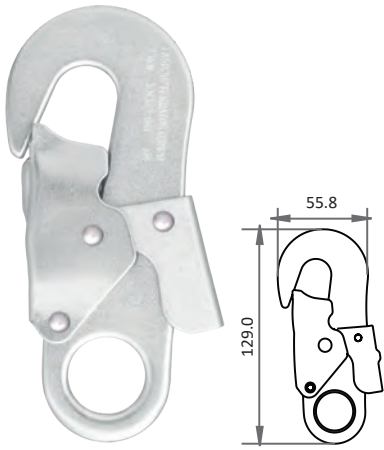
FA 50 301 23B



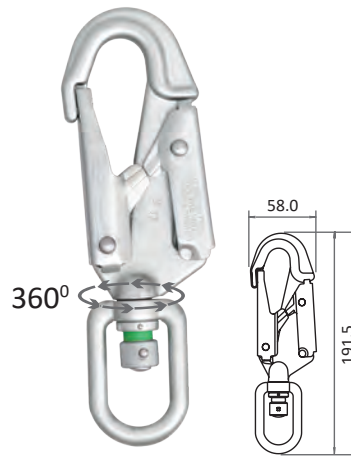
REF.	FA 50 101 17B	FA 50 225 23B	FA 50 301 23B
	EN 362 Class B	EN 362 Class B	EN 362 Class B
	23 kN / 15 mm	45 kN / 22 mm	45 kN / 22 mm
MAT.			
	SCREW	QUARTER	TRIPLE ACTION
KEYLOCK	YES	YES	YES
+	---	---	---
	0.17 KG	0.25 KG	0.25 KG



FA 50 202 17



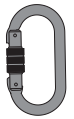
FA 50 203 20



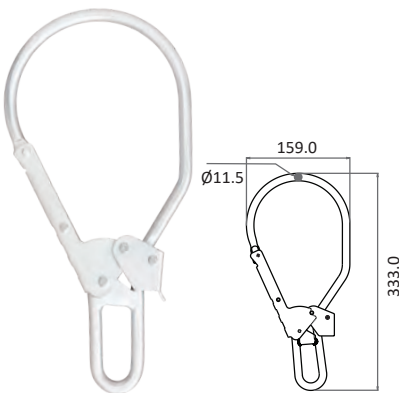
FA 50 207 55



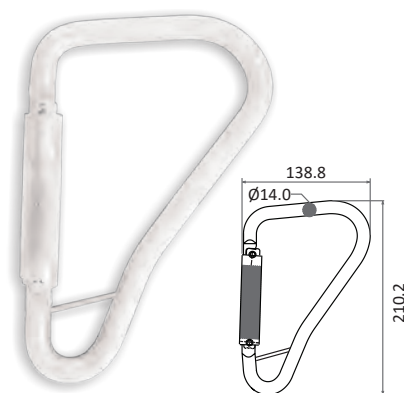
REF.	FA 50 202 17	FA 50 203 20	FA 50 207 55
	EN 362 Class T	EN 362 Class T	EN 362 Class T
	23 kN / 18 mm	23 kN / 20 mm	23 kN / 50.8 mm
MAT.			
	DOUBLE ACTION	DOUBLE ACTION	DOUBLE ACTION
KEYLOCK	---	---	---
+	---	INDICATOR	---
	0.21 KG	0.38 KG	0.51 KG




FA 50 213 80



FA 50 215 50

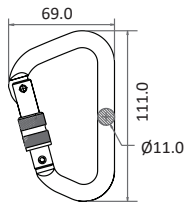


FA 50 216 55

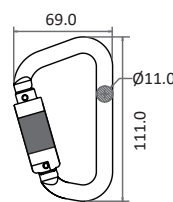


REF.	FA 50 213 80	FA 50 215 50	FA 50 216 55
	EN 362 Class T	EN 362 Class B	EN 362 Class B
	23 kN / 85 mm	23 kN / 50 mm	23 kN / 55 mm
MAT.			
	DOUBLE ACTION	QUARTER	QUARTER
KEYLOCK	---	---	---
+	---	CAPTIVE PIN	CAPTIVE PIN
	0.84 KG	0.75 KG	0.75 KG

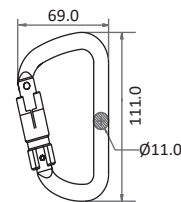
FA 50 103 22



FA 50 201 22

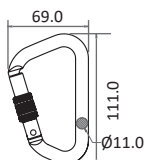


FA 50 302 22

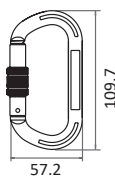


REF.	FA 50 103 22	FA 50 201 22	FA 50 302 22
	EN 362 Class B EN 12275 Class B/H	EN 362 Class B EN 12275 Class B/H	EN 362 Class B EN 12275 Class B/H
	23 kN / 22.5 mm	23 kN / 21 mm	23 kN / 21 mm
MAT.			
	SCREW	QUARTER	TRIPLE ACTION
KEYLOCK	---	---	---
+	UIAA	UIAA	UIAA
	0.08 KG	0.08 KG	0.08 KG

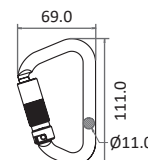
FA 50 103 22B



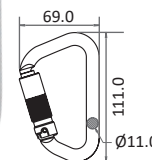
FA 50 107 15B



FA 50 201 22B



FA 50 302 22B



REF.	FA 50 103 22B	FA 50 107 15B	FA 50 201 22B	FA 50 302 22B
	EN 362 Class B	EN 362 Class B	EN 362 Class B	EN 362 Class B
	23 kN / 21 mm	23 kN / 15 mm	23 kN / 20 mm	23 kN / 20 mm
MAT.				
	SCREW	SCREW	QUARTER	TRIPLE ACTION
KEYLOCK	YES	YES	YES	YES
+	---	---	---	---
	0.08 KG	0.08 KG	0.09 KG	0.09 KG



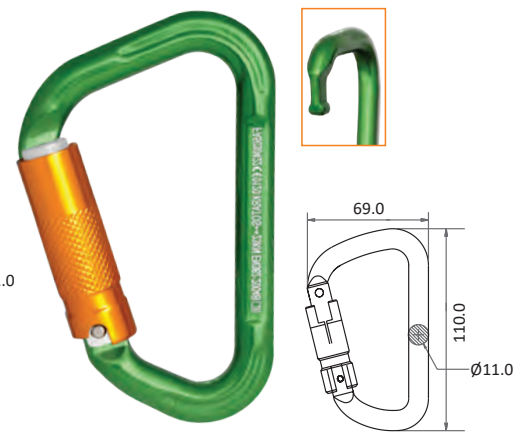
FA 50 105 22B



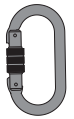
FA 50 217 22B



FA 50 304 22B



REF.	FA 50 105 22B	FA 50 217 22B	FA 50 304 22B
	EN 362 Class B	EN 362 Class B	EN 362 Class B
	23 kN / 20 mm	23 kN / 21 mm	23 kN / 20 mm
MAT.			
	SCREW	QUARTER	TRIPLE ACTION
KEYLOCK	YES	YES	YES
+	INDIVIDUAL NUMBER	INDIVIDUAL NUMBER	INDIVIDUAL NUMBER
	0.08 KG	0.09 KG	0.09 KG



ACCESSOIRE / ACCESSORY / ACCESORIO / ACCESSORIO / ZUBEHÖR:

FA 50 900 00

SET OF 10 PCS.



x 10 pcs.

0.03 KG (10 pcs.)



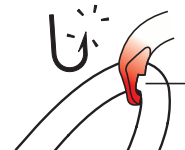
FOR ROPES DIA. 9 MM TO 12 MM



Aucun risque d'accrochage
100% Snag-Free
Ningún riesgo de enganche
Nessuno rischio di aggancio
Keine Gefahr, hängenzubleiben

Mousquetons type keylock
Keylock type karabiners
Mosquetones de tipo Keylock
Moschettoni di tipo Keylock
Karabiner vom Typ Keylock

Pourquoi le Keylock?
Why Keylock?
¿Por qué el Keylock?
Perché Keylock?
Warum Keylock?



Risque d'accrochage
Chance of Snagging
Riesgo de enganche
Rischio di aggancio
Gefahr des Hängenbleibens

Mousquetons classiques
Regular karabiners
Mosquetones clásicos
Moschettoni classici
Klassische Karabiner

FA 50 212 21



FA 50 220 21



FA 50 221 17



REF.	FA 50 212 21	FA 50 220 21	FA 50 221 17
	EN 362 Class T	EN 362 Class T	EN 362 Class T
	23 kN / 18.5 mm	23 kN / 22 mm	23 kN / 18 mm
MAT.			
	DOUBLE ACTION	QUARTER	QUARTER
KEYLOCK	---	YES	YES
+	---	---	INDICATOR
	0.16 KG	0.13 KG	0.18 KG

FA 50 228 18B



FA 50 229 25B



REF.	FA 50 228 18B	FA 50 229 25B
	EN 362 Class T	EN 362 Class T
	23 kN / 18 mm	23 kN / 25 mm
MAT.		
	QUARTER	DOUBLE ACTION
KEYLOCK	YES	YES
+	INDICATOR	---
	0.22 KG	0.13 KG



FA 50 208 11



FA 50 208 60



FA 50 218 60



REF.	FA 50 208 11	FA 50 208 60	FA 50 218 60
CE UK CA	EN 362 Class T	EN 362 Class A&T	EN 362 Class A&T
	20 kN / 109 mm	22 kN / 60 mm	22 kN / 60 mm
MAT.			
	DOUBLE ACTION	DOUBLE ACTION	DOUBLE ACTION
KEYLOCK	---	---	---
+	---	UIAA	UIAA / INDIVIDUAL NUMBER
	0.9 KG	0.44 KG	0.45 KG

FA 50 214 60



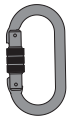
FA 50 226 60



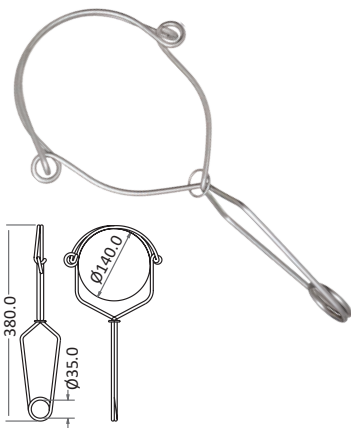
FA 50 227 60



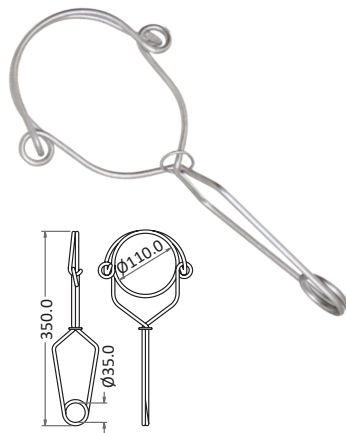
REF.	FA 50 214 60	FA 50 226 60	FA 50 227 60
CE UK CA	EN 362 Class A & T	EN 362 Class T	EN 362 Class T
	20 kN / 60 mm	23 kN / 60 mm	23 kN / 60 mm
MAT.			
	QUARTER	DOUBLE ACTION	DOUBLE ACTION
KEYLOCK	---	---	---
+	---	---	INDICATOR
	0.26 KG	0.52 KG	0.62 KG



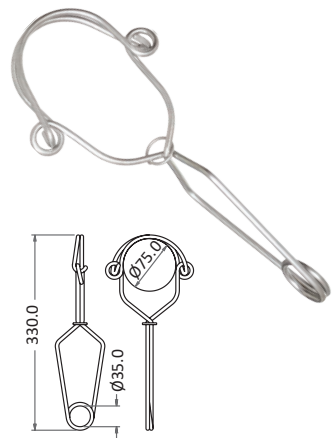
FA 50 209 14



FA 50 210 11



FA 50 211 75



REF.	FA 50 209 14	FA 50 210 11	FA 50 211 75
	EN 362 Class A	EN 362 Class A	EN 362 Class A
	20 kN / 140 mm	20 kN / 110 mm	20 kN / 75 mm
MAT.			
	DOUBLE ACTION	DOUBLE ACTION	DOUBLE ACTION
KEYLOCK	---	---	---
+	---	---	---
	0.37 KG	0.32 KG	0.30 KG

FA 50 106 22



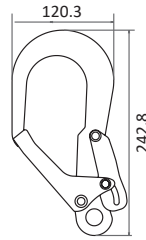
FA 50 305 16



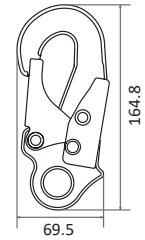
REF.	FA 50 106 22	FA 50 305 16
	EN 362 Class B	EN 362 Class B
	25 kN / 22.5 mm	23 kN / 16.5 mm
MAT.		
	QUARTER	TRIPLE ACTION
KEYLOCK	---	---
+	---	---
	0.23 KG	0.21 KG



FA 50 222 55

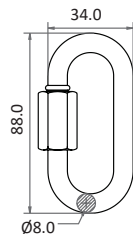


FA 50 223 15

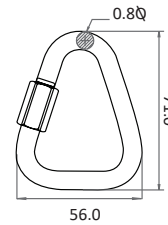


REF.	FA 50 222 55	FA 50 223 15
	EN 362 Class T	EN 362 Class T
	23 kN / 55 mm	23 kN / 15 mm
MAT.	P /	P /
	DOUBLE ACTION	DOUBLE ACTION
KEYLOCK	---	---
+	MAX. DIELECTRIC RESISTANCE = 14KV	MAX. DIELECTRIC RESISTANCE = 14KV
	0.56 KG	0.35 KG

FA 50 400 16











































FA 50 401 10
















REF.	FA 50 400 16	FA 50 401 10
	EN 362 Class Q	EN 362 Class Q
	32 kN / 17 mm	22 kN / 10 mm
MAT.		
	SCREW	SCREW
KEYLOCK	---	---
+	---	---
	0.08 KG	0.09 KG



MAT.	Picture	REF.	Keylock	Locking system					CE UK CA			
				Screw-locking	Quarter	Double action	Triple action					
STEEL		FA 50 101 17	X	✓				18 mm	EN 362:2004 Class B/M	25 kN	15 kN	0.160 KG
		FA 50 101 17B	✓	✓				15 mm	EN 362:2004 Class B	23 kN	7 kN	0.167 KG
		FA 50 102 17	X	✓				18 mm	EN 362:2004 Class B/M	25 kN	7 kN	0.170 KG
		FA 50 202 17	X			✓		18 mm	EN 362:2004 Class T	23 kN		0.210 KG
		FA 50 203 20	X			✓		20 mm	EN 362:2004 Class T	23 kN		0.380 KG
		FA 50 207 55	X			✓		50.8 mm	EN362:2004 Class T	23 kN		0.510 KG
		FA 50 213 80	X			✓		85 mm	EN 362:2004 Class T	23 kN		0.840 KG
		FA 50 215 50	X		✓			50 mm	EN 362:2004 Class B	23 kN	7 kN	0.725 KG
		FA 50 216 55	X		✓			55 mm	EN 362:2004 Class B	23 kN	7 kN	0.745 KG
		FA 50 224 18	X		✓			16 mm	EN 362:2004 Class B/M	25 kN	7 kN	0.160 KG
		FA 50 225 23B	✓		✓			22 mm	EN 362:2004 Class B	45 kN	7 kN	0.250 KG
		FA 50 301 23	X				✓	22 mm	EN 362:2004 Class B	40 kN	7 kN	0.233 KG
		FA 50 301 23B	✓				✓	22 mm	EN 362:2004 Class B	45 kN	7 kN	0.248 KG
		FA 50 400 16	X	✓				17 mm	EN 362:2004 Class Q	32 kN	10 kN	0.080 KG
		FA 50 401 10	X	✓				10 mm	EN 362:2004 Class Q	22 kN	10 kN	0.090 KG
ALU		FA 50 103 22	X	✓				22.5 mm	EN 362:2004 Class B, EN 12275:2013 Class B/H	23 kN	7 kN	0.079 KG
		FA 50 103 22B	✓	✓				21 mm	EN 362:2004 Class B	23 kN	7 kN	0.082 KG
		FA 50 105 22B	✓	✓				20 mm	EN 362:2004 Class B	23 kN	7 kN	0.082 KG
		FA 50 107 15B	✓	✓				15 mm	EN 362:2004 Class B	23 kN	7 kN	0.080 KG
		FA 50 201 22	X		✓			21 mm	EN 362:2004 Class B, EN 12275:2013 Class B/H	23 kN	7 kN	0.084 KG
		FA 50 201 22B	✓		✓			20 mm	EN 362:2004 Class B	23 kN	7 kN	0.087 KG
		FA 50 208 60	X			✓		60 mm	EN 362:2004 Class A/T	22 kN		0.440 KG
		FA 50 208 11	X			✓		109 mm	EN 362:2004 Class A/T	20 kN		0.900 KG
		FA 50 212 21	X			✓		18.5 mm	EN 362:2004 Class T	23 kN		0.160 KG
		FA 50 214 60	X		✓			60 mm	EN 362:2004 Class A/T	23 kN		0.240 KG
		FA 50 217 22B	✓		✓			21 mm	EN 362:2004 Class B	23 kN	7 kN	0.090 KG
		FA 50 218 60	X			✓		60 mm	EN 362:2004 Class A/T	22 kN		0.450 KG
		FA 50 220 21	✓		✓			22 mm	EN 362:2004 Class T	23 kN		0.136 KG
		FA 50 221 17	✓		✓			18 mm	EN 362:2004 Class T	23 kN		0.182 KG
		FA 50 226 60	X			✓		60 mm	EN 362:2004 Class T	23 kN		0.52 KG
		FA 50 227 60	X			✓		60 mm	EN 362:2004 Class T	23 kN		0.XX KG
		FA 50 228 18B	✓		✓			18 mm	EN 362:2004 Class T	23 kN		0.22 KG
		FA 50 229 25B	✓			✓		25 mm	EN 362:2004 Class T	23 kN		0.13 KG
		FA 50 302 22	X				✓	21 mm	EN 362:2004 Class B, EN 12275:2013 Class B/H	23 kN	7 kN	0.080 KG
		FA 50 302 22B	✓				✓	20 mm	EN 362:2004 Class B	23 kN	7 kN	0.087 KG
	FA 50 304 22B	✓				✓	20 mm	EN 362:2004 Class B	23 kN	7 kN	0.087 KG	




MAT.	Picture	REF.	Keylock	Locking system					CE UK CA			
				Screw-locking	Quarter	Double action	Triple action					
		FA 50 106 22	X		✓			22.5 mm	EN362:2004 Class B	25 kN	7 kN	0.235 KG
		FA 50 209 14	X			✓		140 mm	EN362:2004 Class A	20 kN		0.370 KG
		FA 50 210 11	X			✓		110 mm	EN362:2004 Class A	20 kN		0.320 KG
		FA 50 211 75	X			✓		75 mm	EN362:2004 Class A	20 kN		0.300 KG
		FA 50 305 16					✓	16.5 mm	EN362:2004 Class B	23 kN	7 kN	0.210 KG
		FA 50 222 55	X			✓		55 mm	EN 362:2004 Class T	23 kN		0.560 KG
		FA 50 223 15	X			✓		15 mm	EN 362:2004 Class T	23 kN		0.350 KG



ANCRAGES
ANCHORAGES
ANCLAJES
ANCORAGGI
VERANKERUNGEN





EASYSAFEWAY 1

FA 60 105 00
FA 60 105 07

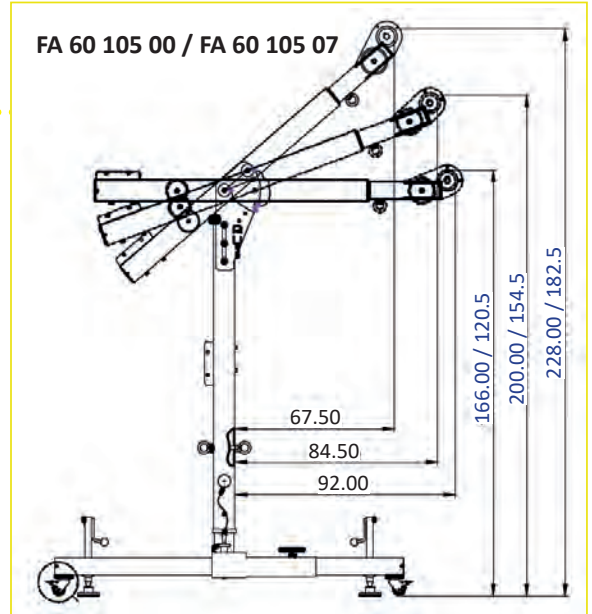


4 WHEELS INCLUDED



FA 60 105 00:
 $\updownarrow H \textcircled{B} = 1.37 \text{ m}$
 FA 60 105 07:
 $\updownarrow H \textcircled{B} = 0.91 \text{ m}$

$\varnothing 1.10 \text{ m} \Rightarrow 1.50 \text{ m}$



FA 60 105 00 / FA 60 105 07

67.50

84.50

92.00

166.00 / 120.5

200.00 / 154.5

228.00 / 182.5



EASYSAFEWAY 1

=
 $\textcircled{A} + \textcircled{B} + \textcircled{C}$


Potence mobile à base en H
 Mobile H-shaped base davit system
 Grúa móvil con base en H
 Gruetta base a H
 Mobiles H-förmiges Basis Davit System

REF.	FA 60 105 00	FA 60 105 07
	EN 795 Type B	EN 795 Type B
	x1	x1
	500 KG	500 KG
MAT.		
DIM. $\updownarrow H$	$\updownarrow H \textcircled{B} = 1.37 \text{ m} \rightarrow 1.66 \text{ m} / 2.00 \text{ m} / 2.28 \text{ m}$	$\updownarrow H \textcircled{B} = 0.915 \text{ m} \rightarrow 1.20 \text{ m} / 1.54 \text{ m} / 1.82 \text{ m}$
R (kN) / MBS (kN)	12 kN / 21 kN	12 kN / 21 kN
	Min. 1.10 m / Max. 1.50 m	Min. 1.10 m / Max. 1.50 m
+	Machinery Directive + EN 1808 FA 60 022 01-02-11-12-13 FA 60 105 01, FA 60 105 02	Machinery Directive + EN 1808 FA 60 022 01-02-11-12-13 FA 60 105 01, FA 60 105 02
	62 KG (\textcircled{A} 11 KG + \textcircled{B} 16 KG + \textcircled{C} 35 KG)	58.35 KG (\textcircled{A} 11 KG + \textcircled{B} 12.35 KG + \textcircled{C} 35 KG)


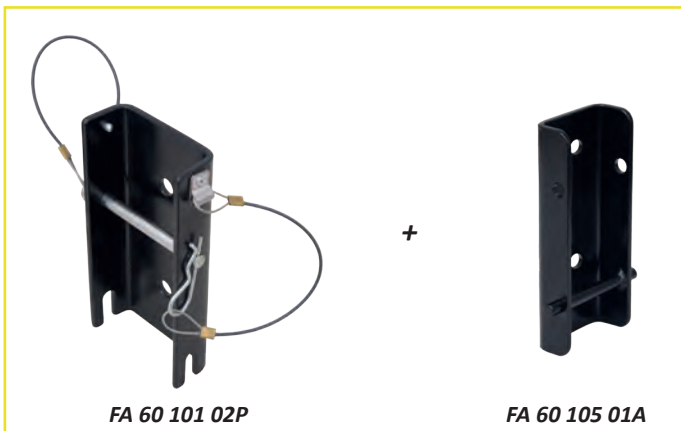


EASY SAFEWAY 1

FA 60 105 01*



FA 60 105 02**



REF.	FA 60 105 01	FA 60 105 02
	---	---
	---	---
	---	---
MAT.		
DIM. \updownarrow H	---	---
R (kN) / MBS (kN)	---	---
	---	---
+	FA 20 401 10/S FA 20 401 20/S/R FA 20 401 30/S	FA 60 003 20/S FA 60 003 30/S FA 60 023 20/R FA 60 043 00
	6.55 KG	2.90 KG

*FA 60 105 01 = FA 60 101 01P + FA 60 105 01A / **FA 60 105 02 = FA 60 101 02P + FA 60 105 01A

EASYSAFEWAY 2

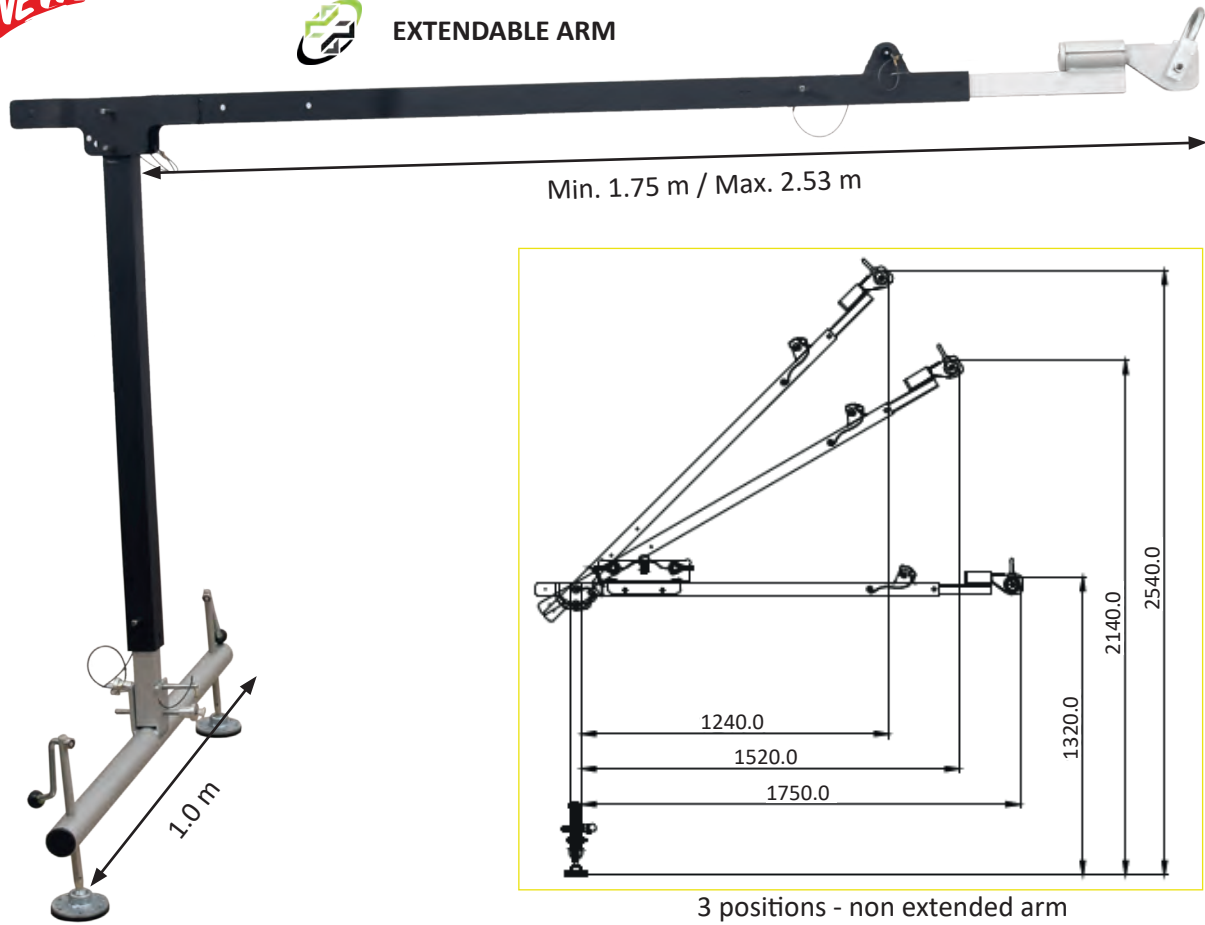
FA 60 106 00



NEW



EXTENDABLE ARM



3 positions - non extended arm

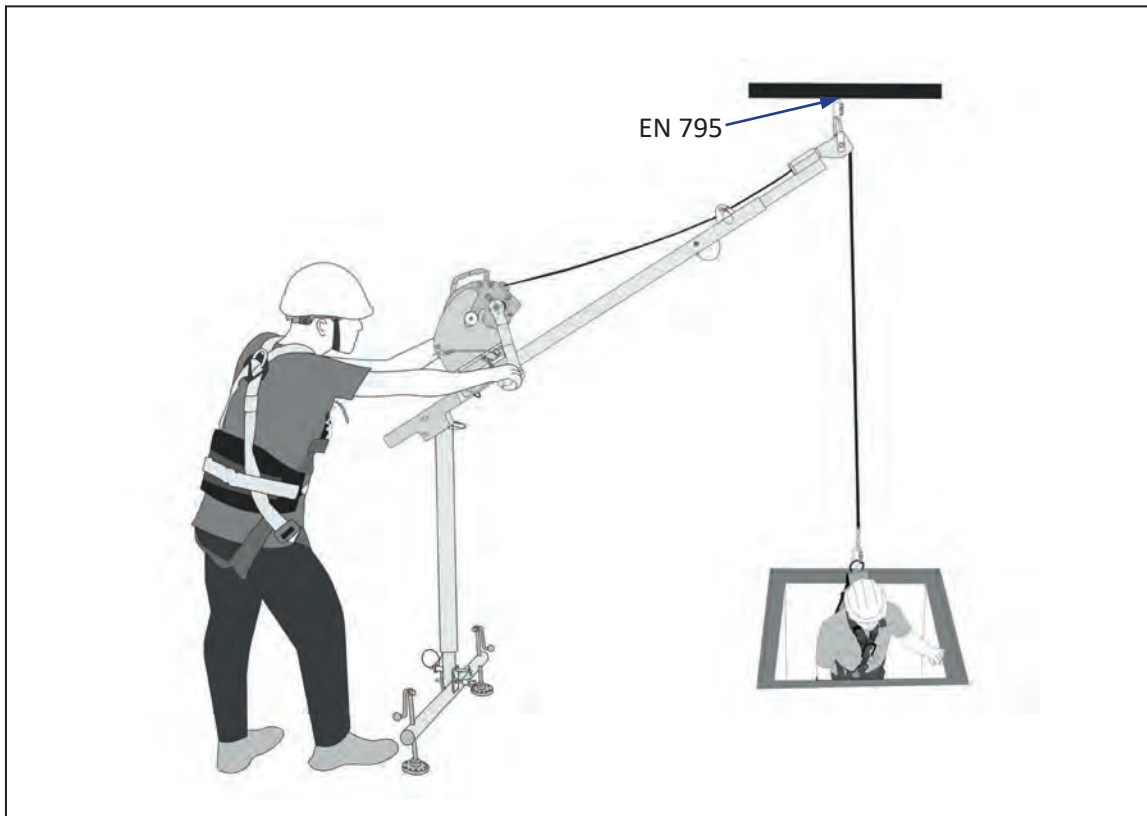
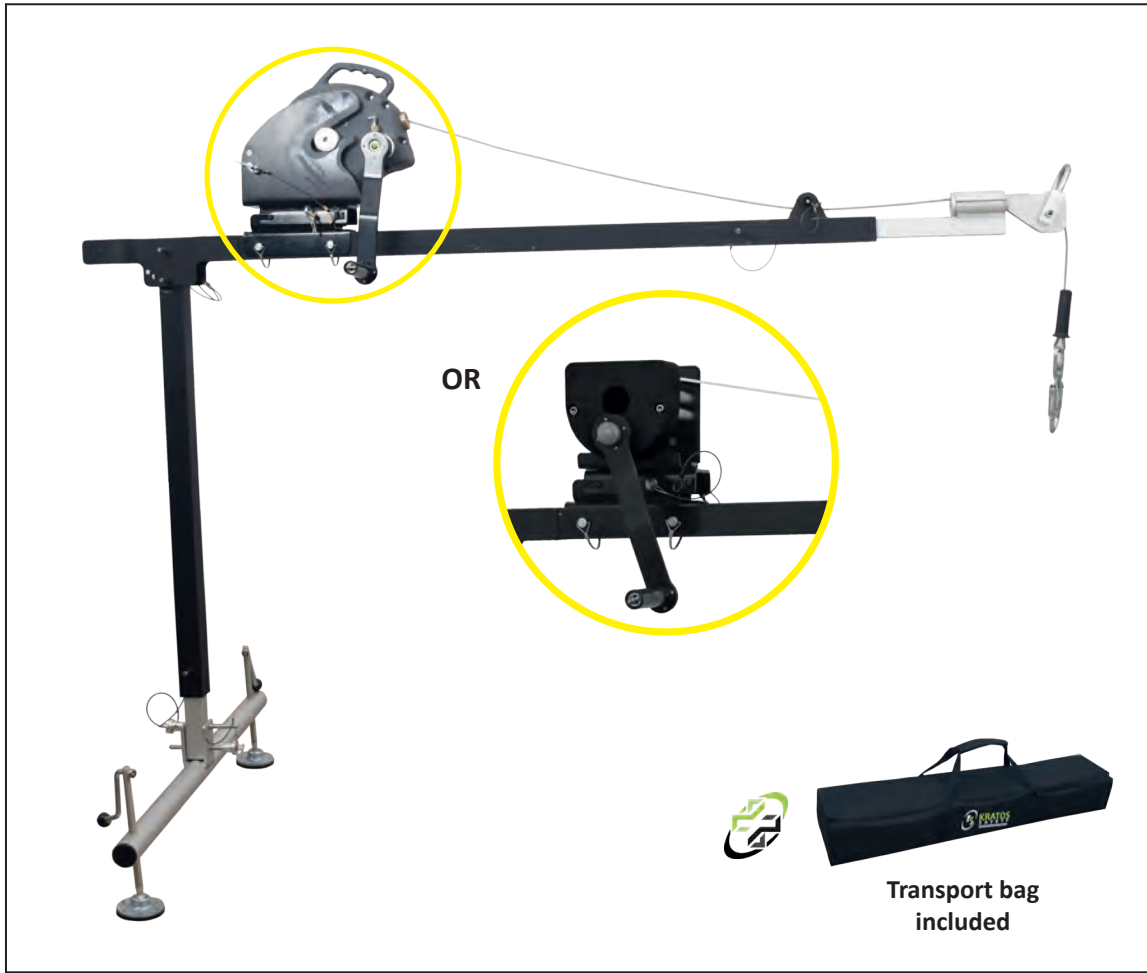
EASYSAFEWAY 2

Potence d'ancrage suspendue
Extendable pole hoist davit
Estructura de anclaje suspendida
Braccio di ancoraggio sospeso
Aufgehänger Verankerungsausleger

REF.	FA 60 106 00
CE UK CA	EN 795 Type A (not PPE)
	x1
	500 KG
MAT.	
DIM. \updownarrow	3 positions: Non-extended arm: 1.32 m / 2.14 m / 2.54 m Extended arm: 1.32 m / 2.54 m / 3.14 m
R (kN) / MBS (kN)	12 kN / 15 kN
	1 m
+	Machinery Directive + EN 1808 FA 60 101 01, FA 60 101 02 (p.117)
	13.19 KG



EASY SAFEWAY 2





II2 G Exh IIC T6 Gb

FA 60 001 00
FA 60 002 00



x2 EN 795
x1 Pulley



FA 60 001 02

FA 20 401 30/S
FA 20 401 20R



FA 60 001 03

FA 20 401 20/S



FA 60 001 04

FA 20 401 10/S



Tripod bag
FA 90 108 00 / FA 90 109 00
included

FA 60 002 03




REF.	FA 60 001 00	FA 60 002 00	FA 60 001 02	FA 60 001 03	FA 60 001 04	FA 60 002 03
	EN 795 Type B		---	---	---	---
	x1	x1	---	---	---	---
	500 KG / 250 KG		---	---	---	---
MAT.						
DIM. ↑H	1.15m → 2.15m	1.9m → 2.9m	---	---	---	---
R (kN) / MBS (kN)	12 kN / 20 kN	12 kN / 20 kN	---	---	---	---
	1.08m → 1.62m	1.52m → 2.05m	---	---	---	---
+	Machinery Directive + EN 1808 FA 60 002 01, FA 60 002 02, FA 60 002 03		FA 20 401 30/S FA 20 401 20R	FA 20 401 20/S	FA 20 401 10/S	FA 60 001 00 FA 60 002 00 FA 60 101 00 FA 60 102 00
	13.0 KG	15.0 KG	3.25 KG	3.24 KG	3.20 KG	1.80 KG



I12 G Exh IIC T6 Gb

FA 60 101 00
FA 60 102 00



x2 EN 795
x2 Pulleys



FA 60 101 01*



FA 60 101 01P

+



FA 60 101 01A

FA 60 101 02**



FA 60 101 02P

+



FA 60 101 01A



Tripod bag
FA 90 108 00 / FA 90 109 00
included

FA 60 002 01



FA 60 002 02



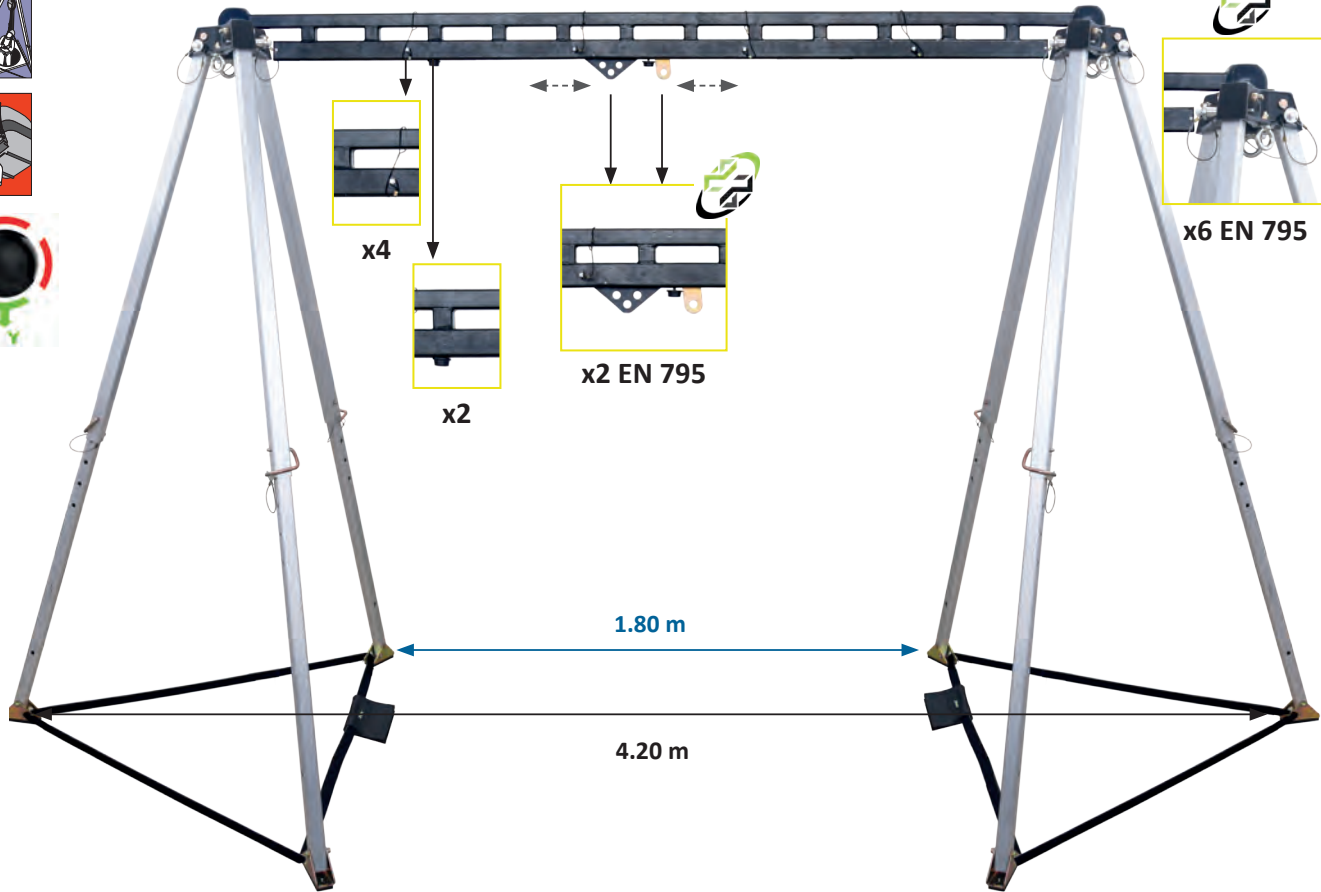
REF.	FA 60 101 00	FA 60 102 00	FA 60 101 01	FA 60 002 01	FA 60 002 02	FA 60 101 02
	EN 795 Type B		---	---	---	---
	x1	x1	---	---	---	---
	500 KG / 250 KG		---	---	---	---
MAT.						
DIM. \updownarrow H	1.15m \rightarrow 2.15m	1.9m \rightarrow 2.9m	---	---	---	---
R (kN) / MBS (kN)	12 kN / 20 kN	12 kN / 20 kN	---	---	---	---
	1.08m \rightarrow 1.62m	1.52m \rightarrow 2.05m	---	---	---	---
+	Machinery Directive + EN 1808 FA 60 002 01, FA 60 002 02, FA 60 002 03		FA 20 401 10/S FA 20 401 20/S/R FA 20 401 30/S	FA 60 001 00 FA 60 002 00 FA 60 101 00 FA 60 102 00	FA 60 001 00 FA 60 002 00 FA 60 101 00 FA 60 102 00	FA 60 003 20/S FA 60 003 30/S FA 60 023 20/R FA 60 043 00
	13.0 KG	15.0 KG	6.55 KG	0.7 KG	4.5 KG	2.90 KG

*FA 60 101 01 = FA 60 101 01P + FA 60 101 01A / **FA 60 101 02 = FA 60 101 02P + FA 60 101 01A

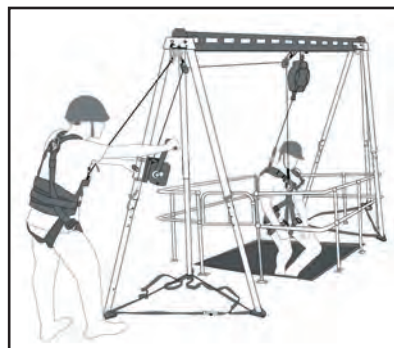

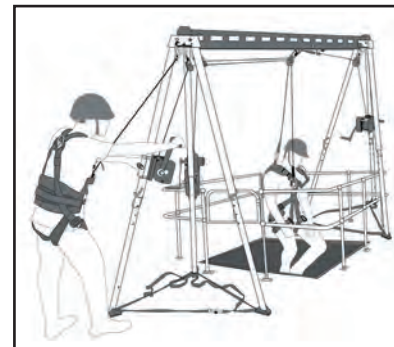
HEXAPOD

FA 60 103 00

II 2 G Exh IIC T6 Gb




REF.	FA 60 103 00
	EN 795 Type B TS 16415 Type B
	x2
	250 KG
MAT.	
DIM. \updownarrow H	1.15m \rightarrow 2.15m
R (kN) / MBS (kN)	13 kN / 23 kN
	1.08m \rightarrow 1.62m / 1.8m \rightarrow 4.2m
+	Machinery Directive + EN 1808 FA 60 101 01, FA 60 101 02 FA 60 002 01, FA 60 002 02, FA 60 002 03
	49.33 KG





FA 60 104 00



x5 EN 795



x4

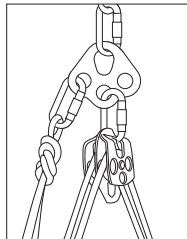
Lashing webbings included




Quadpod bag included



FA 60 036 03



FA 60 036 05



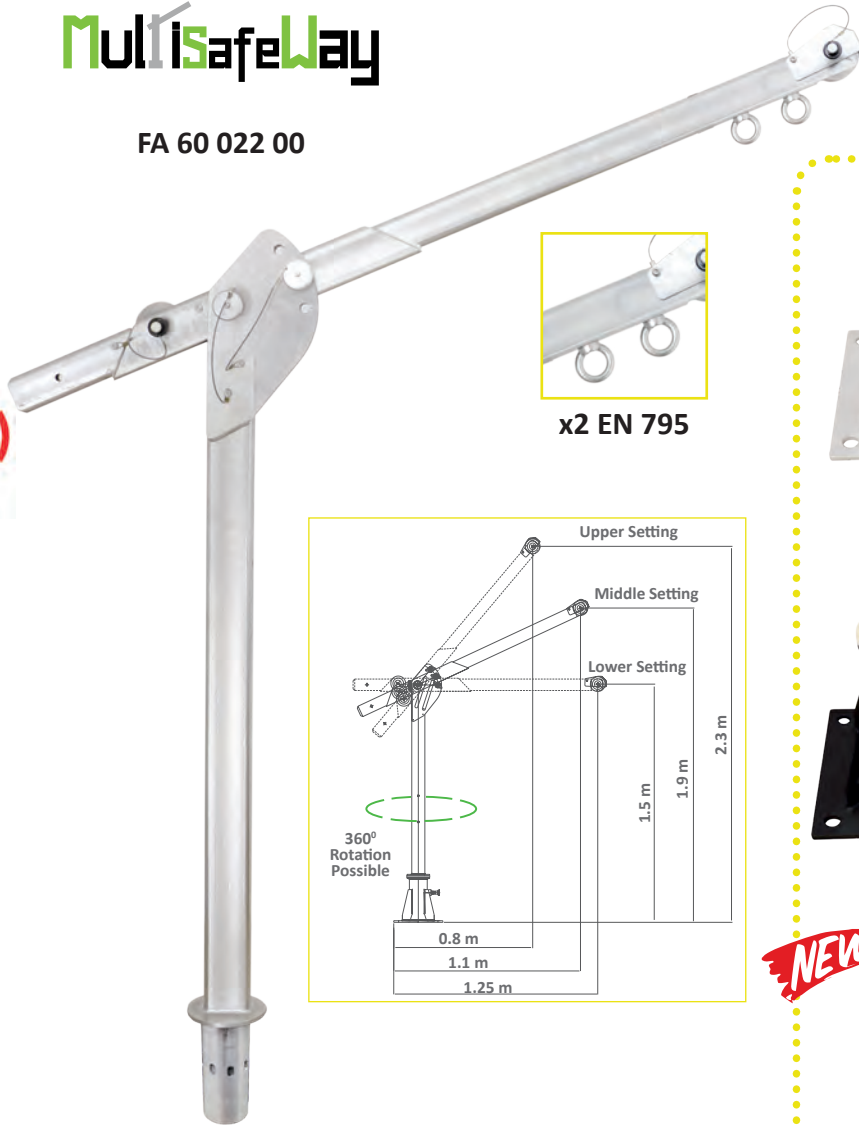
REF.	FA 60 104 00	FA 60 036 03 FA 60 036 05
	EN 795 Type B TS 16415 Type B	PPE Regulation (EU) 2016/425 Annex II using PPE-R 11.114
	x2	x1
	500 KG	---
MAT.		
DIM. \updownarrow H	1.21m \rightarrow 1.75m	\varnothing 25 mm \varnothing 27 mm \varnothing 19 mm (x3) \varnothing 19 mm (x5)
R (kN) / MBS (kN)	13 kN / 25 kN	20 kN / 45 kN
	1.65m \rightarrow 2.3m / 2.3m \rightarrow 3.2m	---
+	Machinery Directive	---
	15.56 KG	0.053 KG 0.21 KG



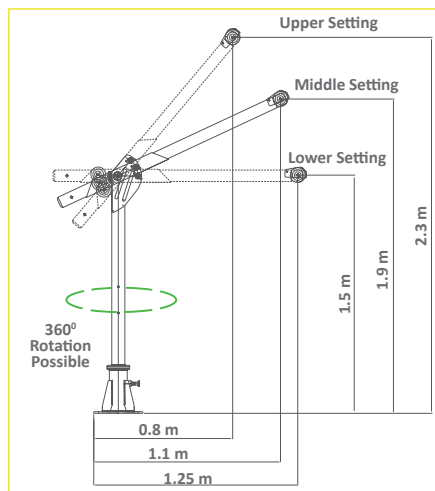
MultisafeWay

II2 G Exh IIC T6 Gb

FA 60 022 00



x2 EN 795



FA 60 022 01



FA 60 022 02



FA 60 022 11



FA 60 022 12



FA 60 022 13

NEW



REF.	FA 60 022 00	FA 60 022 01	FA 60 022 02	FA 60 022 11	FA 60 022 12	FA 60 022 13
	EN 795 Type A TS 16415 Type A (not PPE)	EN 795 Type A (not PPE)	EN 795 Type A (not PPE)	EN 795 Type A (not PPE)	EN 795 Type A (not PPE)	EN 795 Type A (not PPE)
	x2	---	---	---	---	---
	300 KG	---	---	---	---	---
MAT.						
DIM.	1.50m/1.90m/2.30m	---	---	---	---	H: 273.2 mm Ø: 108.0 mm
R (kN) / MBS (kN)	15 kN / 16 kN	---	---	---	---	---
	---	M16 (x4)	M16 (x4)	M16 (x4)	M16 (x4)	CONCRETE
+	Machinery Directive, + EN 1808, 360° rotation, FA 60 022 01-02-11-12-13 FA 60 022 03-04-05-06	FA 60 022 00 FA 60 105 00	FA 60 022 00 FA 60 105 00	FA 60 022 00 FA 60 105 00	FA 60 022 00 FA 60 105 00	FA 60 022 00 FA 60 105 00
	34.87 KG	11.28 KG	12.43 KG	11.53 KG	12.48 KG	2.20 KG



MultisafeWay

FA 60 022 03




FA 60 022 04



FA 60 022 05



FA 60 022 06*




FA 60 101 02P + FA 60 022 06A



REF.	FA 60 022 03	FA 60 022 04	FA 60 022 05	FA 60 022 06
	---	---	---	---
	---	---	---	---
MAX kg	---	---	---	---
MAT.				
DIM.	---	---	---	---
R (kN) / MBS (kN)				
	---	---	---	---
+	FA 20 401 30/S	FA 20 401 20/S/R	FA 20 401 10/S	FA 60 003 20/S FA 60 003 30/S FA 60 023 20/R FA 60 043 00
	2.90 KG	2.71 KG	2.52 KG	2.33 KG

*FA 60 022 06 = FA 60 101 02P + FA 60 022 06A



REF.	FA 60 003 20	FA 60 003 20S	FA 60 003 30	FA 60 003 30S
LG.	20 m	20 m	30 m	30 m
	EN 1496 Class A (not PPE)	EN 1496 Class A (not PPE)	EN 1496 Class A (not PPE)	EN 1496 Class A (not PPE)
	x1	x1	x1	x1
	135 KG	135 KG	135 KG	135 KG
MAT.	Ø 4.8 mm	Ø 4.8 mm	Ø 4.8 mm	Ø 4.8 mm
MAT.				
	EN 13157 Machinery Directive : 250 KG FA 60 001 00 / FA 60 002 00 FA 60 101 00 / FA 60 102 00 FA 60 103 00 / FA 60 022 00 FA 60 105 00 / FA 60 106 00		EN 13157 Machinery Directive : 250 KG FA 60 001 00 / FA 60 002 00 FA 60 101 00 / FA 60 102 00 FA 60 103 00 / FA 60 022 00 FA 60 105 00 / FA 60 106 00	
	7.54 KG	7.73 KG	8.75 KG	8.97 KG



REF.	FA 60 023 20	FA 60 023 20R
LG.	20 m	20 m
	EN 1496 Class B (not PPE)	EN 1496 Class B (not PPE)
	x1	x1
	135 KG	135 KG
MAT.	Ø 6.0 mm	Synthetic Ø 6.5 mm
MAT.		
	EN 13157 Machinery Directive : 250 KG / Secondary Brake Mechanism FA 60 001 00 / FA 60 002 00 FA 60 101 00 / FA 60 102 00 FA 60 103 00 / FA 60 022 00 FA 60 105 00 / FA 60 106 00	EN 13157 Machinery Directive : 250 KG / Secondary Brake Mechanism FA 60 001 00 / FA 60 002 00 FA 60 101 00 / FA 60 102 00 FA 60 103 00 / FA 60 022 00 FA 60 105 00 / FA 60 106 00
	11.36 KG	10.39 KG




COMING SOON









FA 60 043 00



 **MAXI 100 M**

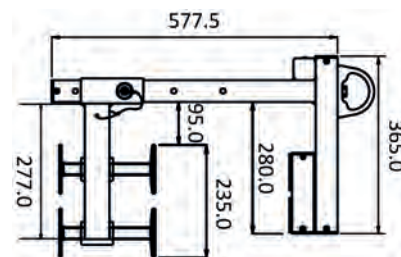


Corde FA 70 010 99 vendue séparément (p. 149)
 Rope FA 70 010 99 sold separately (p. 149)
 Cuerda FA 70 010 99 vendida aparte (p. 149)
 Corda FA 70 010 99 venduta separatamente (p. 149)
 Seil FA 70 010 99 ist separat erhältlich (p. 149)

REF.	FA 60 043 00
LG.	---
 	EN 1496 Class A (not PPE)
	x1
	135 KG
MAT.	
MAT. 	 PA 10.5 mm
+	EN 13157 Machinery Directive : 250 KG / Secondary Brake Mechanism FA 60 001 00 / FA 60 002 00 FA 60 101 00 / FA 60 102 00 FA 60 105 00 / FA 60 106 00
	12.00 KG




FA 60 010 00



REF.	FA 60 010 00
CE UK CA	EN 795 Type B
	x1
MAT.	
R (kN) / MBS (kN)	12 kN / 23 kN
	--- 60 mm → 320 mm
	9.6 KG



FA 60 015 00



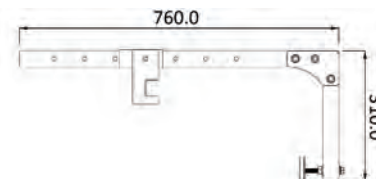
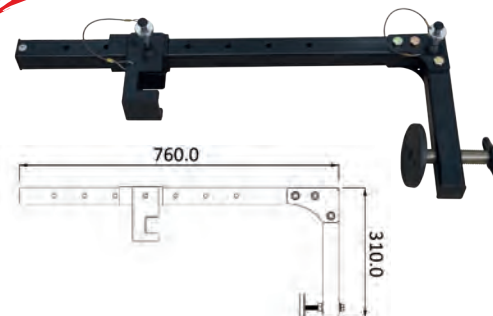
Door anchor bag included



FA 60 015 00 + FA 60 015 01

FA 60 015 01

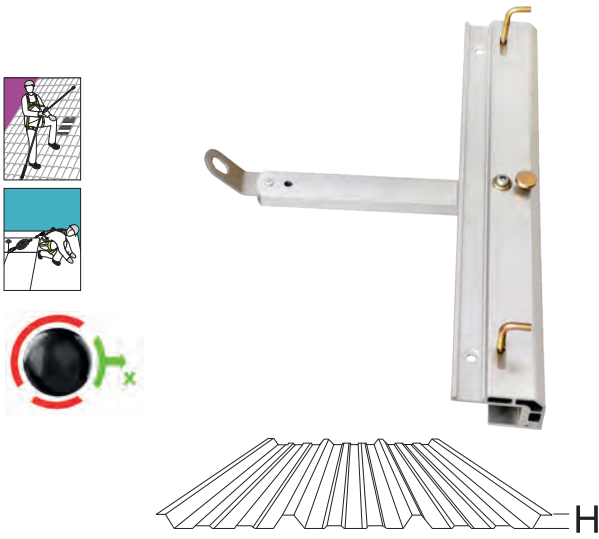
NEW



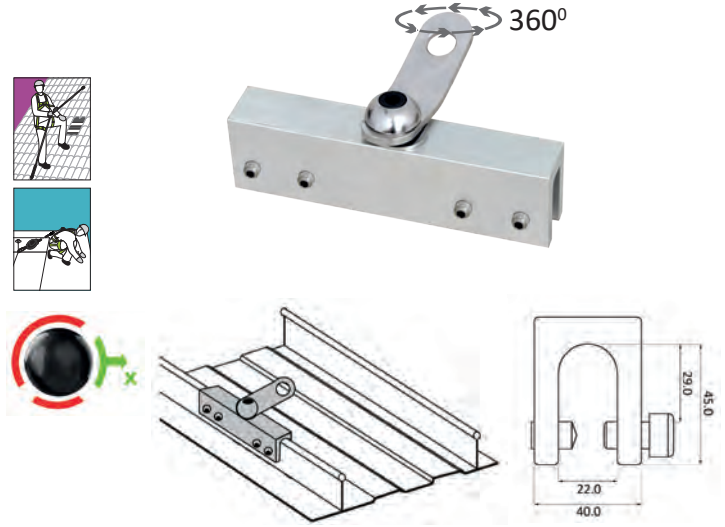
REF.	FA 60 015 00	FA 60 015 01
CE UK CA	EN 795 Type B TS 16415 Type B	---
	x2	x2
MAT.		
R (kN) / MBS (kN)	13 kN / 20 kN	---
	--- 600 mm → 1250 mm	--- 85 mm → 550 mm
	4.75 KG	6.28 KG




FA 60 026 00




FA 60 034 00



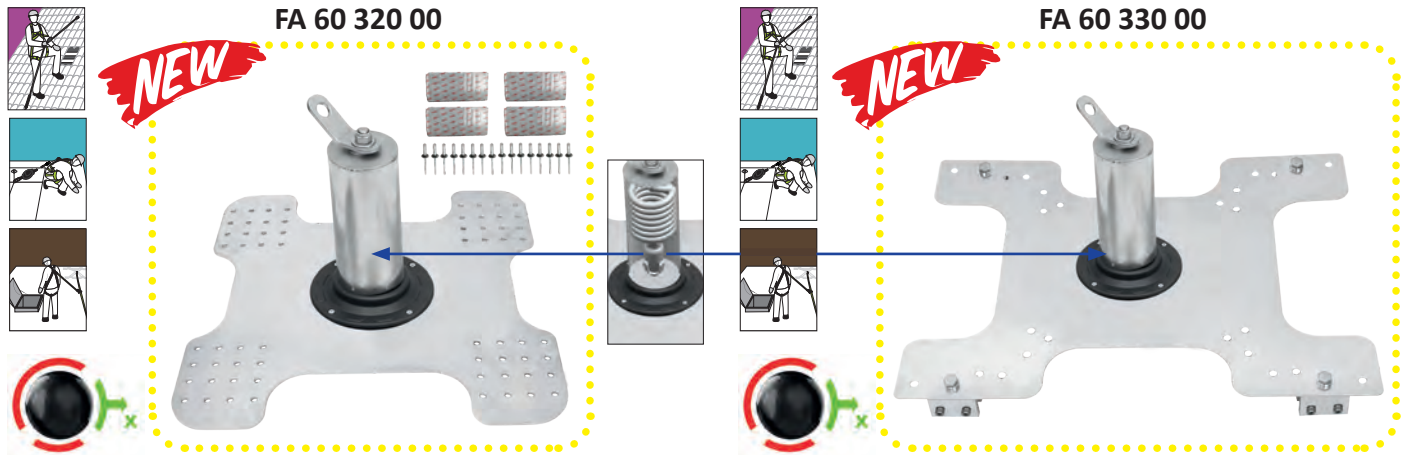
FA 60 012 00




FA 60 030 04



REF.	FA 60 026 00	FA 60 034 00	FA 60 012 00	FA 60 030 04
	EN 795 Type B	EN 795 Type A (not PPE)	EN 795 Type A (not PPE)	EN 795 Type A (not PPE)
	x1	x1	x1	x1
R (kN) / MBS (kN)	12 kN / 15 kN	12 kN / 15 kN	12 kN / 23 kN	12 kN / 15 kN
MAT.				
	--- H = Max. 50 mm	---	--- Min. 80 x 80 mm	2x M8 Ø9 mm x 75 mm
+	---	360°	---	---
	3.00 KG	0.83 KG	1.05 KG	0.27 KG



REF.	FA 60 320 00	FA 60 330 00
	EN 795 Type A TS 16415 Type A (not PPE)	EN 795 Type A TS 16415 Type A (not PPE)
	x4	x4
MAT.		
DIM.	H: 240 mm 499 mm x 485 mm	H: 329 mm 650 mm x 485 mm
	16 rivets	4 x 4 screws
R (kN) / MBS (kN)	15 kN / 26 kN	15 kN / 26 kN
	12.5 KG	12.5 KG

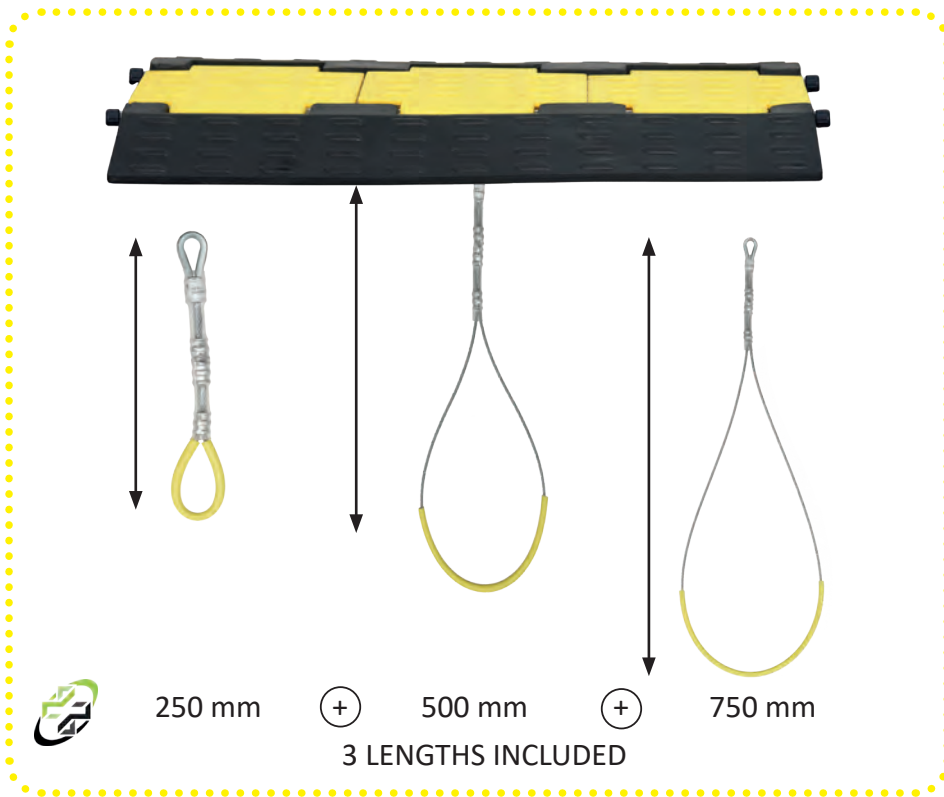


REF.	FA 60 042 00	FA 60 041 00
	EN 795 Type A (not PPE)	EN 795 Type A (not PPE)
	x1	x1
MAT.		
DIM.	H: 80 mm - 290 mm x 305 mm	275 mm x 275 mm
R (kN) / MBS (kN)	12 kN / 15 kN	12 kN / 15 kN
	2x M7x75 mm steel timber tek screws + 8x8 mm pop rivets	4x M12
+	energy absorbing eye	compatible with all KRATOS SAFETY blocks from 6 m to 30 m
	2.00 KG	12.00 KG

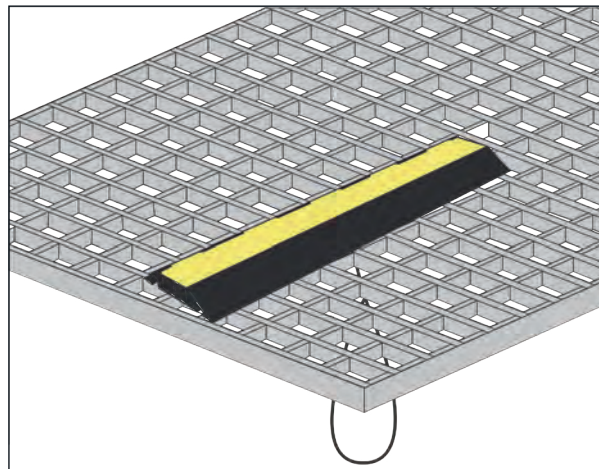


CROSSLOOP

FA 60 040 00

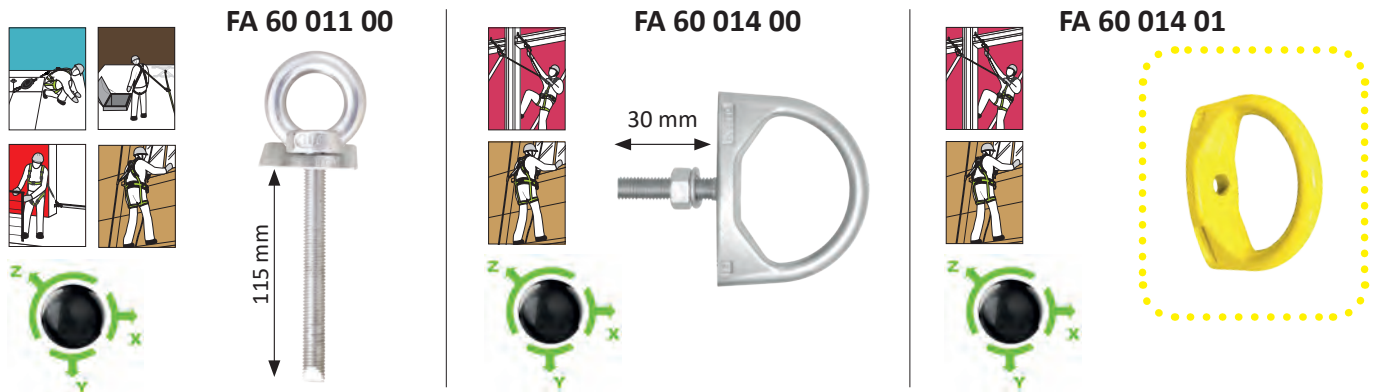


8.5 m cord included

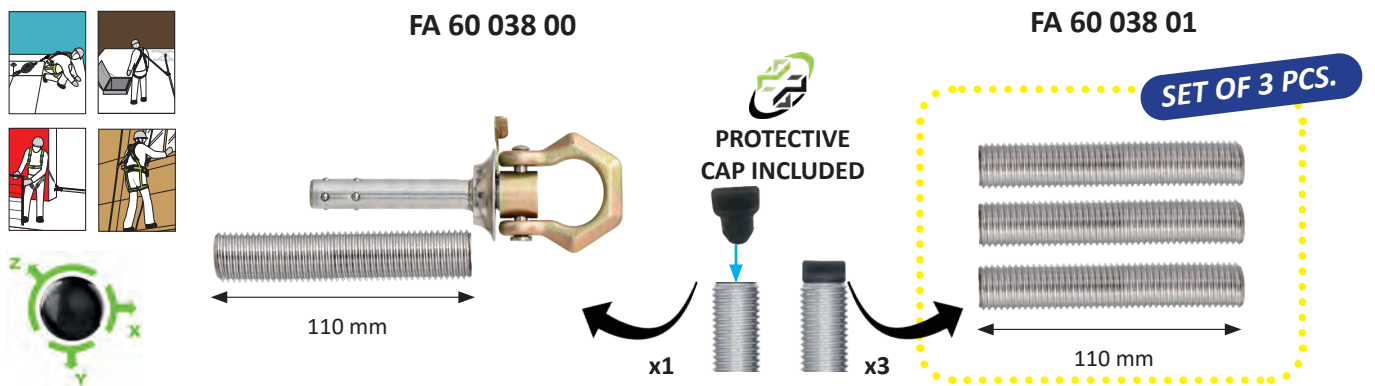


REF.	FA 60 040 00
CE UK PA	EN 795 Type B
	x1
MAT.	PA / STEEL / ALU
DIM.	500 x 220 mm
R (kN) / MBS (kN)	12 kN / 15 kN

+	---
	3.75 KG



REF.	FA 60 011 00	FA 60 014 00	FA 60 014 01
	EN 795 Type A (not PPE)	EN 795 Type A TS 16415 Type A (not PPE)	EN 795 Type A TS 16415 Type A (not PPE)
	x1	x4	x4
MAT.			
DIM.	53 mm / 115 mm	100 x 76 mm	100 x 76 mm
R (kN) / MBS (kN)	12 kN / 23 kN	12 kN / 23 kN	12 kN / 23 kN
	M12 Ø 13 mm x 115 mm	M12 Ø 13 mm x 10 mm	---
+	---	---	---
	0.26 KG	0.53 KG	0.37 KG



REF.	FA 60 038 00	FA 60 038 01
	EN 795 Type A (not PPE)	---
	x1	x1
MAT.		
DIM.	54 mm / 110 mm	110 mm
R (kN) / MBS (kN)	12 kN / 23 kN	12 kN / 23 kN
	CONCRETE Ø 20 mm x 150 mm	CONCRETE Ø 20 mm x 150 mm
+	protective cap included	3 protective caps included
	0.34 KG	0.49 KG



FA 60 008 00



II2 G Exh IIC T6 Gb
ZONE 1



WEAR PADS

FA 60 008 01



REF.	FA 60 008 00	FA 60 008 01
	EN 795 Type B	EN 795 Type B
	x1	x1
MAT.		
DIM.	---	---
R (kN) / MBS (kN)	12 kN / 23 kN	12 kN / 23 kN
	--- 100 mm → 330 mm	--- 70 mm → 10 mm
+	ATEX 2014/34/EU	ATEX 2014/34/EU
	1.85 KG	1.60 KG



FA 60 008 03



II2 G Exh IIC T6 Gb ZONE 1




FA 60 008 04




REF.	FA 60 008 03	FA 60 008 04
	EN 795 Type B	EN 795 Type B
	x1	x1
MAT.		
DIM.	---	---
R (kN) / MBS (kN)	12 kN / 23 kN	12 kN / 23 kN
	--- 80 mm → 250 mm	--- 80 mm → 250 mm
+	ATEX 2014/34/EU	MAX. DIELECTRIC RESISTANCE = 30 KV
	3.90 KG	3.70 KG

FA 60 018 00



FA 60 019 00
FA 60 019 01



REF.	FA 60 018 00	FA 60 019 00 FA 60 019 01
	EN 795 Type B	EN 795 Type B
	x1	x1
MAT.	ALU / INOX	STEEL / INOX
DIM.	---	4.0 cm 34.0 cm
R (kN) / MBS (kN)	12 kN / 15 kN	12 kN / 23 kN
	CONCRETE Ø 18 mm - 19 mm x 110 mm	Ø 22 mm
+	---	---
	0.15 KG	0.55 KG 1.25 KG

FA 60 027 10
FA 60 027 12



FA 60 027 10A
FA 60 027 12A



FA 60 028 14



REF.	FA 60 027 10 FA 60 027 12	FA 60 027 10A FA 60 027 12A	FA 60 028 14
	EN 795 Type A (not PPE)	EN 795 Type A (not PPE)	EN 795 Type A (not PPE)
	x1	x1	x1
MAT.	INOX	STEEL	INOX
DIM.	---	---	---
R (kN) / MBS (kN)	12 kN / 23 kN	12 kN / 23 kN	12 kN / 23 kN
	M10 M12 ---	M10 M12 ---	2x M12 ---
+	---	---	---
	0.06 KG	0.06 KG	0.31 KG



FA 60 016 05



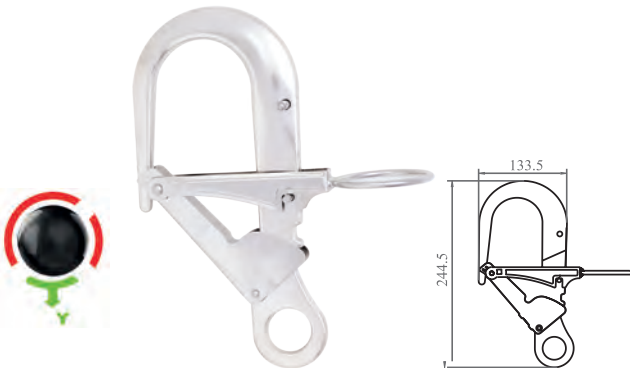
FA 60 016 01



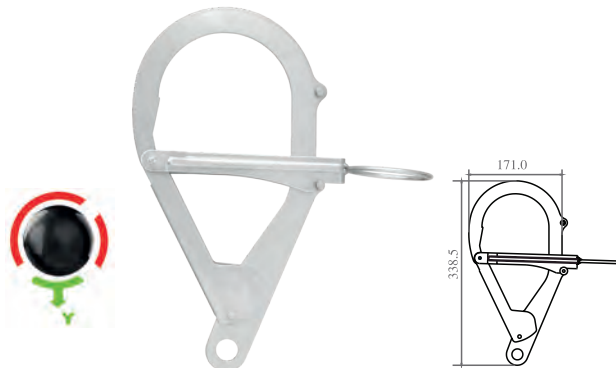
EXTENSION

REF.	FA 60 016 05	FA 60 016 01
	---	---
MAT.	FIBERGLASS	FIBERGLASS
LG.	2 m → 8 m	1 m
	6 KG	6 KG
	---	---
+	MAX. DIELECTRIC RESISTANCE = 50 KV	MAX. DIELECTRIC RESISTANCE = 50 KV
	5.10 KG	0.42 KG


FA 60 016 02



FA 60 016 06



REF.	FA 60 016 02	FA 60 016 06
	EN 795 Type B	EN 795 Type B
	23 kN / 60 mm	23 kN / 95 mm
MAT.		
+	---	---
	0.49 KG	0.88 KG



FA 60 005 06



FA 60 005 08



FA 60 005 12



FA 60 005 15



FA 60 005 20





FA 60 005 30



REF.	FA 60 005 XX
	EN 795 Type B EN 566
	x1
LG.	0.6 m 0.8 m 1.2 m 1.5 m 2.0 m 3.0 m
MAT.	: 20 mm PES
R(kN) / MBS (kN)	22 kN / 30 kN
	0.07 KG 0.09 KG 0.13 KG 0.16 KG 0.21 KG 0.33 KG



FA 60 004 15




FA 60 006 10
FA 60 006 20 **STEEL**



FA 60 006 10S
FA 60 006 20S **INOX**




FA 60 029 05
FA 60 029 10



FA 60 037 12




REF.	FA 60 004 15	FA 60 006 XX FA 60 006 XXS	FA 60 029 XX	FA 60 037 12
	EN 795 Type B	EN 795 Type B EN 795 Type B EN 354	EN 795 Type B	EN 795 Type B
	x1	x1	x1	x1
LG.	1.5 m	1.0 m 2.0 m	Max. 5.0 m Max. 10.0 m	1.2 m
MAT.	:45 mm PES	PVC / STEEL PVC / INOX	:45 mm PES	ALU / :45 mm PES
R(kN) / MBS (kN)	18 kN / 30 kN	12 kN / 25 kN 22 kN / 25 kN	18 kN / 19 kN	18 kN / 23 kN
+	---	---	---	---
	0.31 KG	0.56 KG 0.46 KG 0.80 KG 0.74 KG	0.61 KG 0.98 KG	0.37 KG



NEW

**FA 60 007 03
MAXI 14 M**



FA 60 032 00

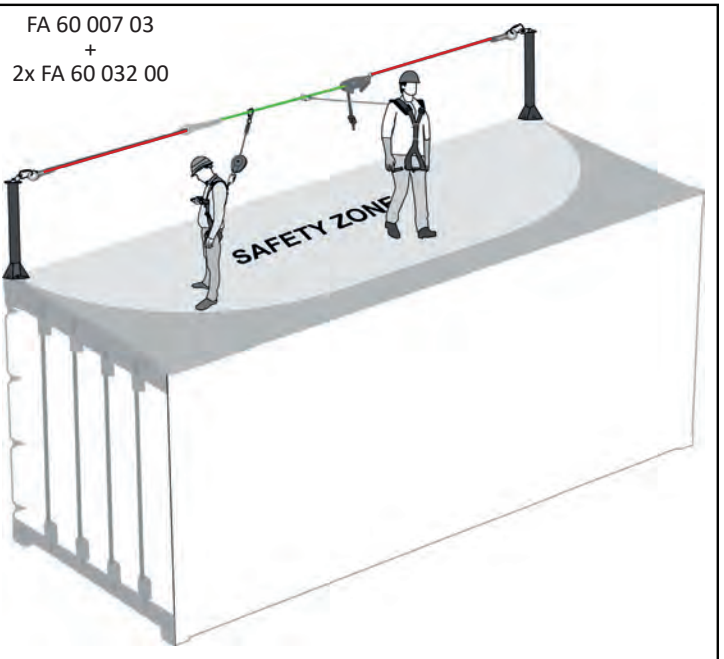
NEW DESIGN 360°



925 mm




x2 STABILIZING SCREWS



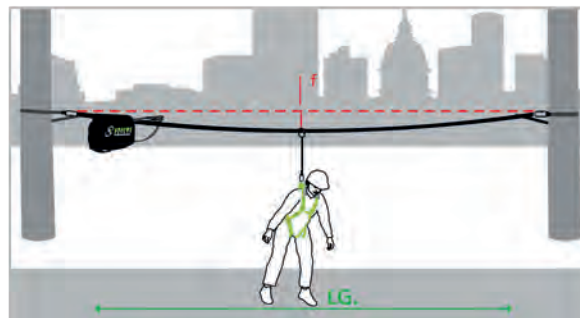
REF.	FA 60 007 03	FA 60 032 00
	PPE Regulation (EU) 2016/425 Annex II using EN 795 Type C TS 16415 Type C	EN 795 Type B
	x2	x1
MAT.	16 mm PES	
R (kN) / MBS (kN)	18 kN / 23 kN	12 kN / 15 kN
MAT.	/	---
LG. / f MIN. → MAX.	5.0 m → 14.0 m / 1.40 m → 2.80 m	---
	ISO Container	ISO Container
+	---	360°
	9.27 KG	14.53 KG



FA 60 007 00
MAXI 20 M



or



or

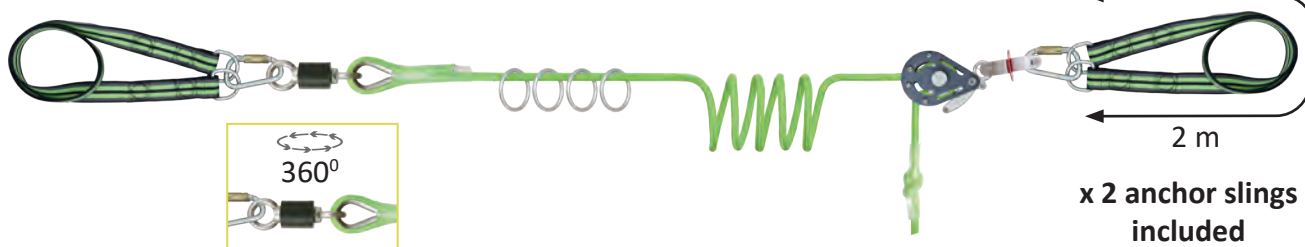



NEW
FA 60 900 00
TENSION INDICATOR

REF.	FA 60 007 00	FA 60 900 00
	PPE Regulation (EU) 2016/425 Annex II using EN 795 Type C TS 16415 Type C	---
	x2	---
MAT.	: 30 mm PES	
R (kN) / MBS (kN)	18 kN / 23 kN	--- / 25 kN
MAT.		---
LG. / f MIN. → MAX.	2.0m → 20.0m / 0.8m → 3.2m	---
+	---	---
	3.43 KG	0.53 KG

FA 60 007 01

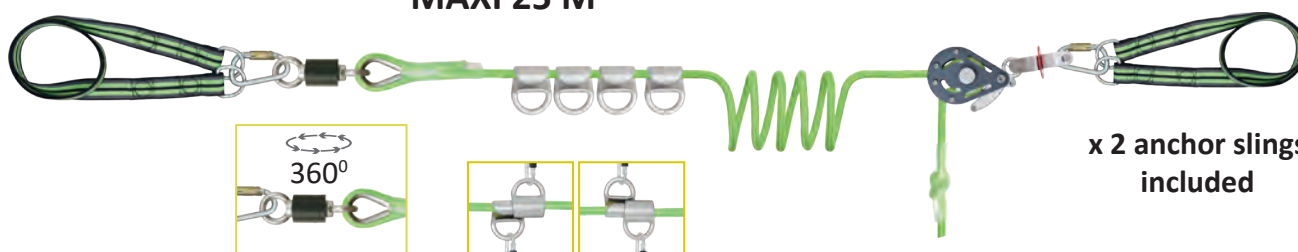
MAXI 25 M



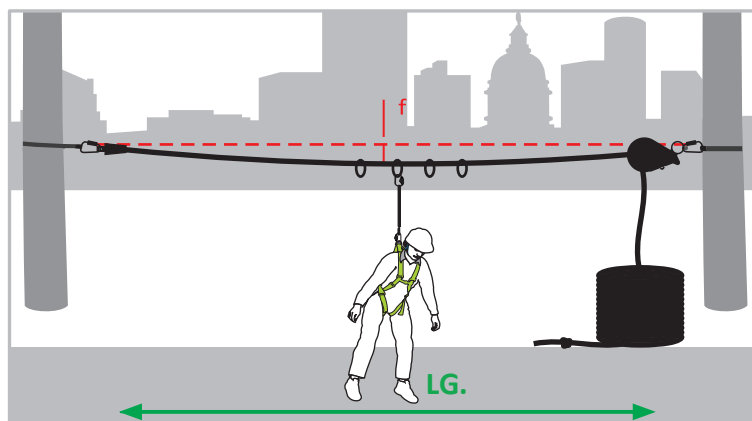
x 2 anchor slings included

FA 60 007 02

MAXI 25 M



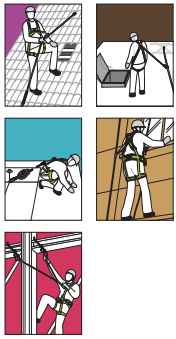
x 2 anchor slings included



Transport bag included

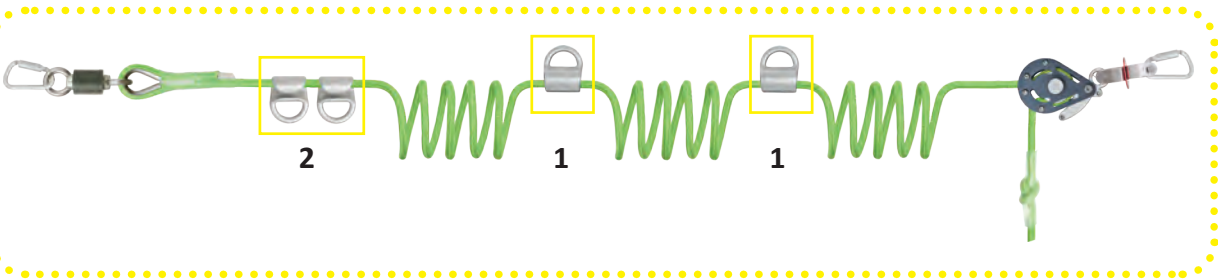


REF.	FA 60 007 01	FA 60 007 02
	PPE Regulation (EU) 2016/425 Annex II using EN 795 TS 16415 Type C	PPE Regulation (EU) 2016/425 Annex II using EN 795 Type C TS 16415 Type C
	x4	x4
MAT.	● 16 mm PES	● 16 mm PES
R (kN) / MBS (kN)	18 kN / 23 kN	18 kN / 23 kN
MAT.	&	&
LG. / f MIN. → MAX.	5.0 m → 25.0 m / 1.20 m → 4.83 m	5.0 m → 25.0 m / 1.20 m → 4.83 m
+	TENSION INDICATOR	TENSION INDICATOR
	9.27 KG	10.10 KG



COMING SOON

FA 60 007 04
MAXI 45 M




Transport bag included



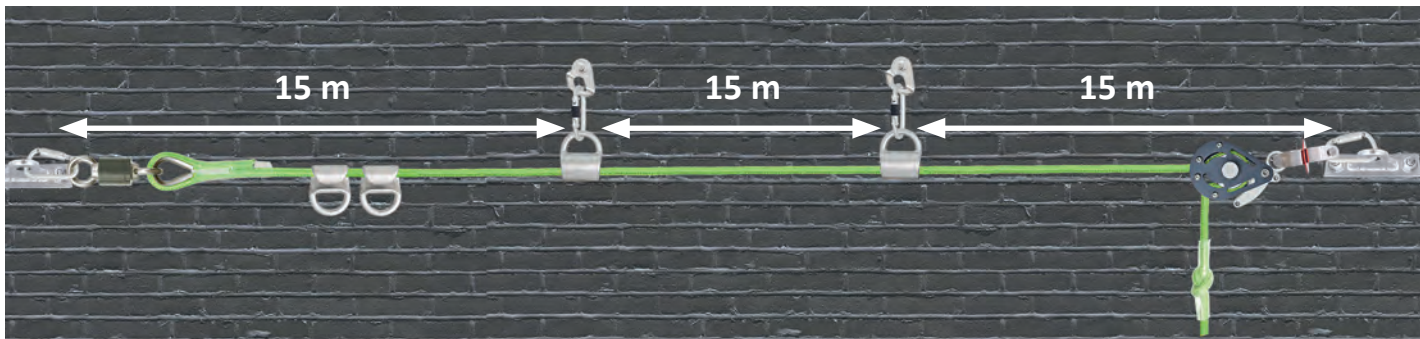

FOR 45 M:
intermediate
(x2)
every 15 m

1



2

anchor point
(x2)

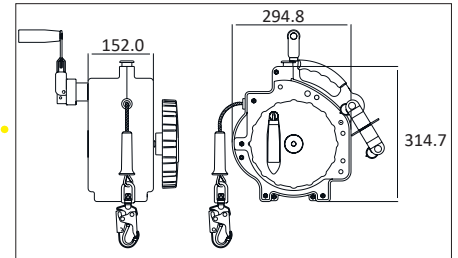


REF.	FA 60 007 04
	PPE Regulation (EU) 2016/425 Annex II using EN 795 Type C TS 16415 Type C
	x2 (0-45 m) x3 (0-30 m) x4 (0-25 m)
MAT.	16 mm PES
R (kN) / MBS (kN)	18 kN / 23 kN
MAT.	STEEL / ALU & INOX
LG. / f MIN. → MAX.	5.0 m → 45.0 m / 1.45 m → 7.83 m
+	TENSION INDICATOR
	14.11 KG

FA 60 033 18

COOL LINE 1

MAXI 18 M



II 2 G Exh IIC T6 Gb

FA 60 033 19



REF.	FA 60 033 18	FA 60 033 19
	PPE Regulation (EU) 2016/425 Annex II using EN 795 Type C TS 16415 Type C	EN 795 Type B TS 16415 Type B
	x2	x4
MAT.	PA / STEEL Ø 6.0 mm	STEEL
R (kN) / MBS (kN)	13 kN / 23 kN	15 kN / ---
MAT.	STEEL	---
DIM.	LG. MAXI 18m	↕ H 0.73m
	---	150mm → 220mm
+	TENSION INDICATOR	---
	14.39 KG	12.80 KG



COMING SOON



T-LINE SAFETY SYSTEM



- FA 60 039 12
- FA 60 039 12S
- FA 60 039 24
- FA 60 039 24S

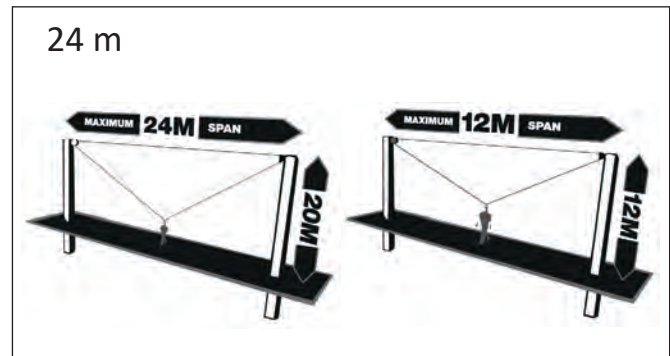
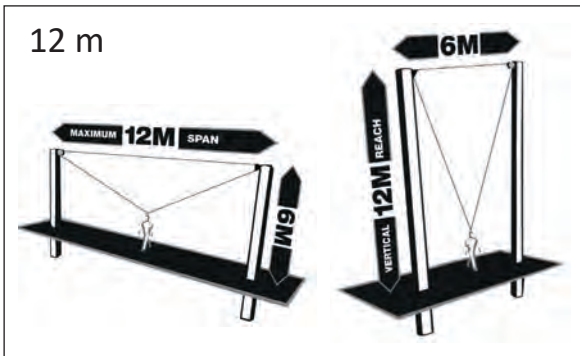


- FA 60 039 12W
- FA 60 039 12WS
- FA 60 039 24W
- FA 60 039 24WS

INTEGRATED RESCUE SYSTEM

OPTION

FA 60 039 01



REF.	FA 60 039 12 FA 60 039 12S	FA 60 039 12W FA 60 039 12WS	FA 60 039 24 FA 60 039 24S	FA 60 039 24W FA 60 039 24WS
	EN 360	EN 360 EN 1496 Class A	EN 360	EN 360 EN 1496 Class A
	x1		x1	
MAT.	PA / FA 60 039 12 FA 60 039 12S Ø 4.5 mm	PA / FA 60 039 12W FA 60 039 12WS Ø 4.5 mm	PA / FA 60 039 24 FA 60 039 24S Ø 4.5 mm	PA / FA 60 039 24W FA 60 039 24WS Ø 4.5 mm
R (kN) / MBS (kN)	12 kN / 17 kN		12 kN / 17 kN	
MAT.	FA 60 039 12 FA 60 039 12S	FA 60 039 12W FA 60 039 12WS	FA 60 039 24 FA 60 039 24S	FA 60 039 24W FA 60 039 24WS
DIM.	↔ 12 m ↑ 6 m / ↔ 6 m ↑ 12 m		↔ 24 m ↑ 20 m / ↔ 12 m ↑ 12 m	
ARREST DISTANCE	1.80 m		1.80 m	
+	Reduced arrest distance Horizontal & vertical movement		Reduced arrest distance Horizontal & vertical movement	
	18.13 KG	20.10 KG	19.53 KG	21.50 KG
	18.13 KG	20.10 KG	19.53 KG	21.50 KG



KS 4000



REF.	KS 4000
KG	140 KG
	x4
CE UK CA	EN 795 Type C TS16415 Type C (not PPE)
MAT.	STEEL & SNOX
R (kN)	> 28 kN
+	II 2 G Exh IIC T6 Gb



KITS PRÊTS À L'EMPLOI | READY TO USE SETS | KITS LISTOS PARA EL USO

FA 60 200 00




5 M TO 15 M











| KIT PRONTI ALL'USO | EINSATZFERTIGE KITS

FA 60 200 01



KS 5000



REF.	KS 5000
 KG	140 KG
	x6
 	EN 795 Type D TS 16415 Type D (not PPE)
MAT.	 & 
R (kN)	> 28 kN



PLUS D'INFORMATIONS / FURTHER INFORMATION / MÁS INFORMACIÓN /
PER MAGGIORI INFORMAZIONI / FÜR MEHR INFORMATIONEN



Installation Murale /
Wall Mounted Installation
(with Recess)




Installation à fleur de Mur /
Wall Mounted Installation
(Flush Type)



Installation au Sol /
Floor Mounted Installation





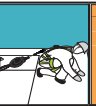









Installation en position Plafond /
Ceiling Mounted Installation /



		689 CHEMIN DU BUCLAY LIEU-DIT LA MURIÈRE 38540 HEVRIEUX - FRANCE TEL : +33 (0)4 72 48 78 27			
INSTALLED BY					
PRODUCT / SYSTEM					
STANDARD / NORM					
BATCH AND YEAR OF MANUFACTURE					
LENGTH (in M)		CLEARANCE:			
INSTALLATION DATE / REFERENCE					
ACCEPTANCE DATE				MAXIMUM NUMBER OF USERS:	
INSPECTION DATE					

REF. FA 20 902 00

AIDE AU CHOIX
SELECTION GUIDE
AYUDA EN LA ELECCIÓN
COME SCEGLIERE
AUSWAHLHILFE

RÉFÉRENCE PRODUIT / PRODUCT REF. NO.	SITUATIONS DE TRAVAIL / WORK SITUATIONS											
												
FA 60 105 00									✓			✓
FA 60 105 07									✓			✓
FA 60 106 00									✓			✓
FA 60 001 00									✓			✓
FA 60 002 00									✓			✓
FA 60 101 00									✓			✓
FA 60 102 00									✓			✓
FA 60 103 00									✓			✓
FA 60 104 00									✓			✓
FA 60 036 XX										✓		
FA 60 022 00									✓	✓		
FA 60 010 00								✓		✓		✓
FA 60 015 00										✓	✓	✓
FA 60 026 00		✓	✓									
FA 60 034 00		✓	✓									
FA 60 012 00		✓										
FA 60 030 04		✓										
FA 60 320 00		✓	✓					✓				
FA 60 330 00		✓	✓					✓				
FA 60 042 00		✓	✓					✓				
FA 60 041 00		✓	✓									
FA 60 040 00					✓		✓		✓	✓		
FA 60 011 00			✓					✓		✓	✓	
FA 60 014 00								✓		✓		
FA 60 014 01								✓		✓		
FA 60 038 00			✓					✓		✓	✓	
FA 60 008 XX								✓				✓
FA 60 018 00								✓		✓	✓	
FA 60 019 00								✓				
FA 60 019 01								✓				
FA 60 027 XX			✓					✓		✓	✓	
FA 60 028 14												
FA 60 016 05				✓	✓			✓				
FA 60 016 02												
FA 60 016 06												
FA 60 005 XX	✓	✓						✓		✓		✓
FA 60 004 15	✓	✓						✓		✓		
FA 60 006 XX								✓				✓
FA 60 006 XXS								✓				✓
FA 60 029 XX												



RÉFÉRENCE PRODUIT / PRODUCT REF. NO.	SITUATIONS DE TRAVAIL / WORK SITUATIONS										
FA 60 037 12		✓					✓				✓
FA 60 007 03		✓	✓				✓	✓		✓	
FA 60 032 00			✓								
FA 60 007 00		✓	✓				✓	✓		✓	
FA 60 007 01		✓	✓				✓	✓		✓	
FA 60 007 02		✓	✓				✓	✓		✓	
FA 60 007 04		✓	✓				✓	✓		✓	
FA 60 033 18							✓				
FA 60 033 19							✓				
FA 60 039 XX							✓				



Adapté
Suitable
Adecuado
Adatto
Eignung



Les échafaudages sont conçus pour accueillir des systèmes antichutes directement sur la structure elle-même, à des endroits définis de l'échafaudage (consulter les instructions du fabricant). C'est la raison pour laquelle nous ne préconisons pas de point d'ancrage particulier pour cette situation de travail. La connexion du système antichute sur le point d'ancrage de l'échafaudage se fera par l'intermédiaire d'un connecteur (EN 362) adapté d'un point de vue dimensionnel.

The scaffolds are designed to host fall arrest systems directly on the structure itself, at defined parts of the scaffolding (see the manufacturer's instructions). That is why we do not advocate any particular anchor for this work situation. The connection of the fall arrest system to the anchor point of the scaffold shall be effected through a connector (EN 362) which is adapted from a dimensional point of view.

Los andamios están diseñados para poder alojar sistemas anticaídas directamente sobre la estructura, en lugares definidos (consultar las instrucciones del fabricante). Por eso, no recomendamos ningún punto de anclaje particular para esta situación de trabajo. La conexión del sistema anticaída en el punto de anclaje del andamio se hará mediante un conector (EN 362) adaptado desde el punto de vista de las dimensiones.

I ponteggi sono progettati per ospitare sistemi anticaduta direttamente sulla struttura stessa in punti predefiniti (consultare le istruzioni del fabbricante). Per questo motivo non consigliamo nessun punto di ancoraggio in particolare per questo tipo di utilizzo. La connessione del sistema anticaduta al punto di ancoraggio del ponteggio deve essere eseguita tramite un connettore (EN 362) adatto dal punto di vista della dimensione.

Die Gerüste sind dafür ausgelegt, Absturzsicherungssysteme direkt an der Struktur an bestimmten Punkten des Gerüsts aufzunehmen (beziehen Sie sich auf die Herstellerangaben). Aus diesem Grund empfehlen wir für solche Arbeitssituationen keinen spezifischen Verankerungspunkt. Der Anschluss des Absturzsicherungssystems an den Verbindungspunkt des Gerüsts erfolgt mit einem den Abmessungen entsprechenden Verbinder (EN 362).




ACCÈS SUR CORDE
ROPE ACCESS
ACCESO MEDIANTE CUERDA
ACCESSO SU FUNE
ZUGANG AM SEIL





FA 70 004 00



FA 70 001 00



130 kg

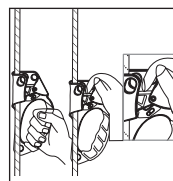
FA 70 021 00



150 kg

REF.	FA 70 004 00	FA 70 001 00	FA 70 021 00
CE UK CA	---	EN 341 Class 2A (maxi 130 kg) EN 12841 Type C (maxi 200 kg)	EN 341 Class 2B (maxi 150 kg) EN 12841 Type C (maxi 150 kg)
MAT.	ALU	ALU	ALU
MAT. ⦿	PA Ø 9 - 11 mm	PA Ø 10.5 - 12 mm	PA Ø 10.5 - 12 mm
m/s	---	2 m/s	2 m/s
+			EN 341 §5.4.4: -20°C
Kg	0.12 KG	0.35 KG	0.45 KG

FA 70 002 00



FA 70 003 00



FA 70 015 00




REF.	FA 70 002 00	FA 70 003 00	FA 70 015 00
CE UK CA	EN 567	EN 567	EN 567
MAT.	ALU	ALU	ALU
MAT. ⦿	PA Ø 10.5 - 12 mm	PA Ø 10.5 - 12 mm	PA Ø 10.5 - 12 mm
Hand	L	R	R
Kg	0.22 KG	0.22 KG	0.16 KG



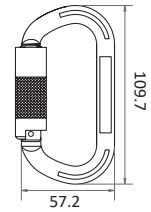
FA 70 000 98



FA 70 010 99
FA 70 011 99
FA 70 012 99



FA 50 219 14B



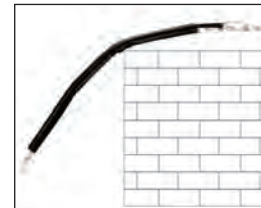
REF.	FA 70 000 98	FA 70 010 99	FA 70 011 99	FA 70 012 99	FA 50 219 14B
DIA.	LG. 1 m Ø 10.5 mm or 11.0 mm or 12.0 mm	Ø 10.5 mm	Ø 11.0 mm	Ø 12.0 mm	---
CE UK CA	EN 1891	EN 1891			EN 362
MAT.	⊙ PA	⊙ PA			ALU
	---	---	---	---	23 kN / 14 mm
	0.098 KG or 0.102 KG or 0.110 KG	0.073 KG/M	0.077 KG/M	0.085 KG/M	0.10 KG

FA 70 013 00

NEW DESIGN



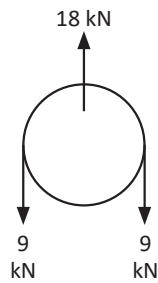
FA 90 004 00



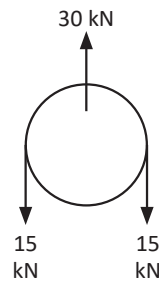
REF.	FA 70 013 00	FA 90 004 00
LG.	1.0 m - 1.5 m	0.55 m
CE UK CA	---	---
MAT.	20 mm PES / ALU	PVC
	0.24 KG	0.05 KG



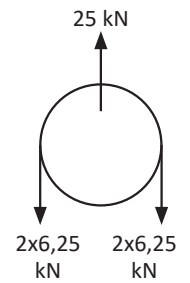
FA 70 008 00



FA 70 008 01

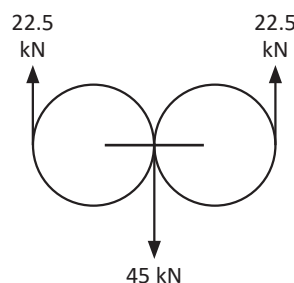


FA 70 008 02



REF.	FA 70 008 00	FA 70 008 01	FA 70 008 02
	---	EN 12278	EN 12278
MAT.			
MAT.	Ø21 mm	Ø25 mm	Ø29 mm
BEARING TYPE	Dry Bearing	Ball Bearing	Ball Bearing
MAT.	PA PES Ø 9-12 mm	PA PES Ø 9-12 mm	PA PES Ø 9-12 mm
MBS (kN)/WL (kN)	18 kN / 5 kN	30 kN / 7 kN	25 kN / 8 kN
+	---	UIAA	UIAA
	0.08 KG	0.16 KG	0.25 KG

FA 70 023 01



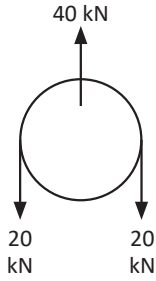
FA 70 024 01



REF.	FA 70 023 01	FA 70 024 01
	EN 12278	EN 12278
MAT.		
MAT.	Ø29 mm	Ø40 mm
BEARING TYPE	Ball Bearing	Ball Bearing
MAT.	PA PES Ø 9-12 mm	PA PES Ø 9-16 mm
MBS (kN)/WL (kN)	45 kN / 10 kN	45 kN / 10 kN
+	UIAA	UIAA
	0.35 KG	0.84 KG



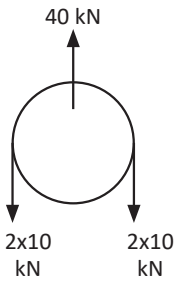
FA 70 016 01



FA 70 016 00



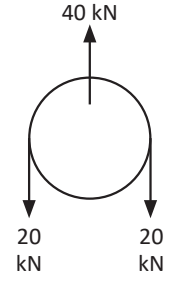
FA 70 017 01



FA 70 017 00



FA 70 022 01



FA 70 022 00

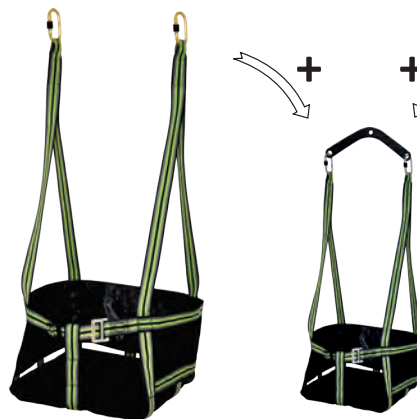


REF.	FA 70 016 00 FA 70 016 01	FA 70 017 00 FA 70 017 01	FA 70 022 00 FA 70 022 01
CE UK CA	EN 12278		EN 12278
MAT.	ALU		ALU
MAT.	ALU Ø45 mm INOX Ø45 mm	ALU Ø45 mm INOX Ø45 mm	ALU Ø45 mm INOX Ø45 mm
BEARING TYPE	Dry Bearing Ball Bearing	Dry Bearing Ball Bearing	Dry Bearing Ball Bearing
MAT.	PA PES Ø 9-16 mm	PA PES Ø 9-16 mm	PA PES Ø 9-16 mm
MBS (kN)/WL (kN)	40 kN / 10 kN		40 kN / 10 kN
+	UIAA		UIAA
	0.25 KG 0.44 KG	0.45 KG 0.76 KG	0.29 KG 0.45 KG

FA 70 006 00



FA 70 007 00



FA 70 007 01



REF.	FA 70 006 00	FA 70 007 00	FA 70 007 01
CE UK CA	---	---	---
MAT.	Ø45 mm PES & ALU & STEEL	Ø45 mm PES	STEEL
	1.60 KG	3.32 KG	1.0 KG

SAUVETAGE & ÉVACUATION
RESCUE & EVACUATION
RESCATE Y EVACUACIÓN
SALVATAGGIO E EVACUAZIONE
RETTUNG-BERGUNG





KRATON
SAFETY
SOLUTIONS POUR

689 Chemin du Buclay
38540 HEYRIEUX, France



CE 0511 EN 341:20

Type: RE

Ref: FA 70 10

⚖ min 30 kg / max 15

Rope: max 30

Year:

S/N:

RES-Q

















FA 70 201 00

FA 70 201 20
FA 70 201 40



Lift RES-Q

REF.	FA 70 201 00	FA 70 201 20 FA 70 201 40
 	EN 341 Class 1A EN 1496 Class B	EN 341 Class 1A EN 1496 Class B
	x2	x2
MAT.		
MAT. 		
MAT.  LG.	---	 PA 9,6 mm 20 m 40 m
m/s	0.8 m/s (Max. 225 KG)	0.8 m/s (Max. 225 KG)
MAX. 	300 m	300 m
 Kg	3.4 KG	5.22 KG 6.47 KG



FA 70 101 00



FA 70 101 20
FA 70 101 40



REF.	FA 70 101 00	FA 70 101 20 FA 70 101 40
CE	EN 341 Class 1B	EN 341 Class 1B
	x1	x1
MAT.	ALU & STEEL	ALU & STEEL
MAT.	ALU	ALU
MAT. LG.	---	PA 9,6 mm 20 m 40 m
m/s	0.8 m/s (Max. 150 KG)	0.8 m/s (Max. 150 KG)
MAX.	300 m	300 m
	1.82 KG	3.63 KG 4.93 KG

FA 70 009 99




FA 70 009 98



FA 70 009 20
FA 70 009 40



REF.	FA 70 009 99	FA 70 009 98	FA 70 009 20 FA 70 009 40
CE UK CA	EN 1891 Type A	EN 1891 Type A	EN 1891 Type A
MAT.	---	ALU	ALU
MAT. LG.	PA 9,6 mm 1 m	PA 9,6 mm 2x1 m	PA 9,6 mm 20 m 40 m
	0.08 KG/M	0.42 KG	1.71 KG 3.20 KG





KIT UNIVERSEL D'ÉVACUATION MANUELLE / UNIVERSAL KIT OF MANUAL EVACUATION /
 KIT UNIVERSAL DE EVACUACIÓN MANUAL / KIT UNIVERSALE DI EVACUAZIONE MANUALE
 / UNIVERSALSET FÜR MANUELLE BERGUNG

FA 70 027 20
 FA 70 027 30
 FA 70 027 50



- | | |
|------------------------------|------------------------------------|
| 1- FA 50 302 22B (x4) | EN 362 |
| 2- FA 50 400 10 | EN 362 |
| 3- FA 50 401 10 | EN 362 |
| 4- FA 60 005 15 (x2) | EN 795 Type B,
EN 566 |
| 5- FA 70 008 02 (x2) | EN 12278 |
| 6- FA 70 010 99 (05) | EN 1891 Type A |
| 7- FA 70 010 99 (20/30/50 m) | EN 1891 Type A |
| 8- FA 70 015 00 (x2) | EN 567 |
| 9- FA 70 021 00 | EN 341 Class 2B
EN 12841 Type C |
| 10- FA 70 900 30/40/60 | --- |
| 11- FA 90 106 00 | --- |



REF.	FA 70 027 20	FA 70 027 30	FA 70 027 50
	5.10 KG	6.95 KG	8.63 KG



KIT D'AUTO-ÉVACUATION / SELF EVACUATION KIT / KIT DE AUTOEVACUACIÓN /
KIT DI AUTOEVACUAZIONE / SELBSTRETTUNGSSET

FA 70 025 20
FA 70 025 30
FA 70 025 50



1- FA 50 302 22B (x5)	EN 362
2- FA 60 005 15 (x2)	EN 795 Type B, EN 566
3- FA 70 005 00	EN 1498 Class B
4- FA 70 010 99 (20/30/50)	EN 1891 Type A
5- FA 70 019 00	EN 1498 Class A
6- FA 70 021 00	EN 341 Class 2B EN 12841 Type C
7- FA 90 106 00	---


REF.	FA 70 025 20	FA 70 025 30	FA 70 025 50
	4.80 KG	5.65 KG	7.33 KG



10 YEARS MAINTENANCE-FREE

SEALPACK


Sac de mise sous vide
Vacuum packing
Bolsa de puesta en vacío
Sacca sottovuoto
Vakuumbutel



Easylift

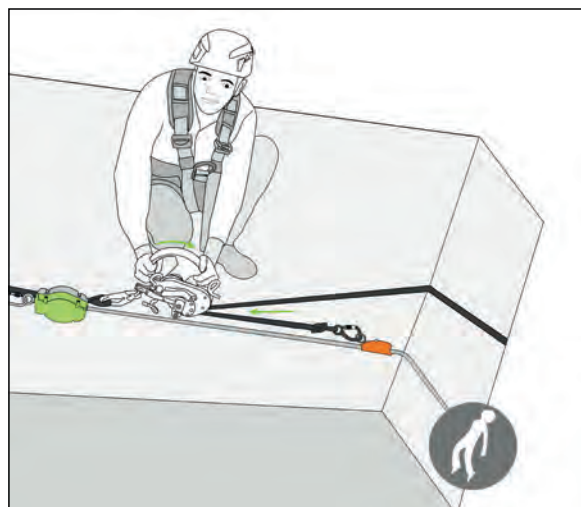
FA 70 031 00

- | | |
|----------------------|----------------|
| 1- FA 50 400 10 | EN 362 |
| 2- FA 50 401 10 | EN 362 |
| 3- FA 70 008 02 (x2) | EN 12278 |
| 4- FA 70 010 99 (05) | EN 1891 Type A |
| 5- FA 70 015 00 (x2) | EN 567 |



REF.	FA 70 031 00
CE UK CA	---
LG. (MAX./MIN.)	1.20 m / 0.55 m
Kg	1.48 KG

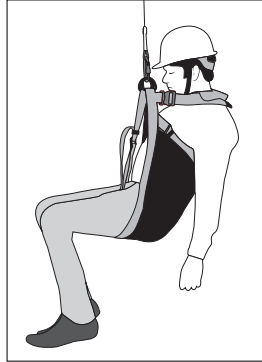
FA 70 032 00



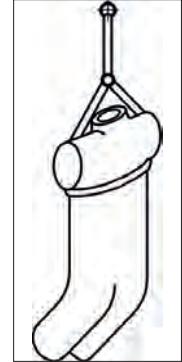
REF.	FA 70 032 00
CE UK CA	PPE-R 11.115 (not PPE)
MAT.	ALU / STEEL
Kg	0.34 KG



FA 70 005 00

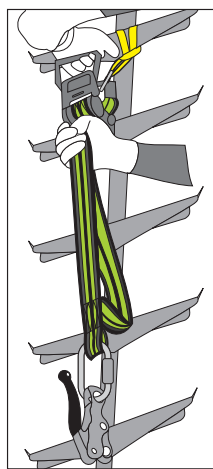


FA 70 019 00



REF.	FA 70 005 00	FA 70 019 00
CE UK CA	EN 1498 Class B (not PPE)	EN 1498 Class A (not PPE)
MAT.	45 mm PES / STEEL	45 mm PES
LG.	---	1.90 m
Kg	1.09 KG	0.79 KG

FA 70 028 11



FA 70 030 11



REF.	FA 70 028 11	FA 70 030 11
CE UK CA	EN 1496 Type A (not PPE)	EN 354 EN 358 EN 566 EN 795 Type B
MAT.	45 mm PES / STEEL	20 mm PES / ALU 11.0 mm
LG.	Min. 0.5 m - Max. 1.10 m	Min. 0.20 m - Max. 0.85 m
Kg	1.12 KG	0.25 KG



FA 70 018 00



9 m



Transport bag included



FA 70 020 00



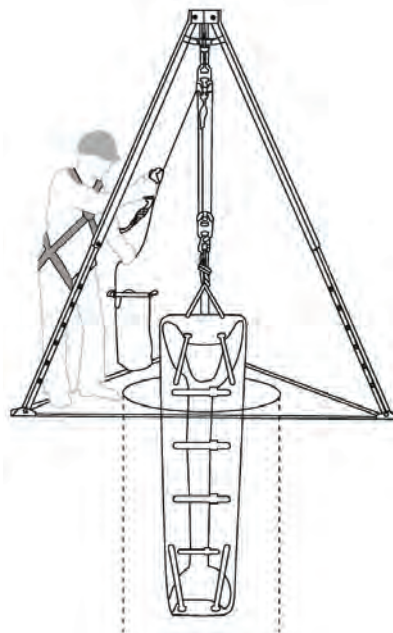
+



OPTION (p. 105)



Transport bag included



REF.	FA 70 018 00	FA 70 020 00
	---	---
MAT.	P / PA / PES /	FIBERGLASS
DIM.	2.5 m x 0.90 m	0.75 m > 3 m
	150 KG	---
	8.0 KG	0.90 KG

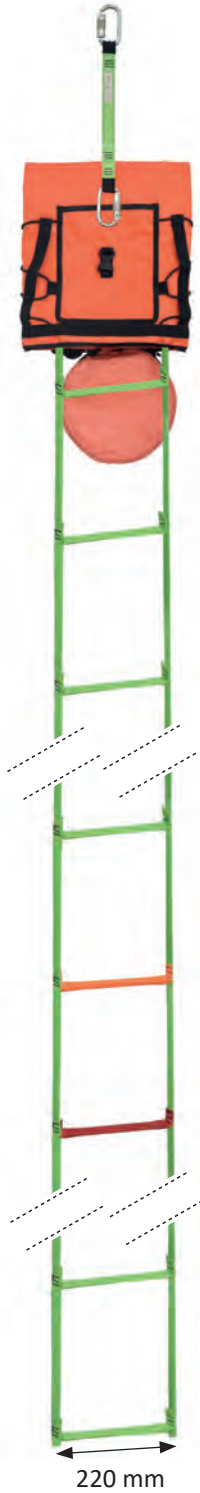


FA 70 029 06

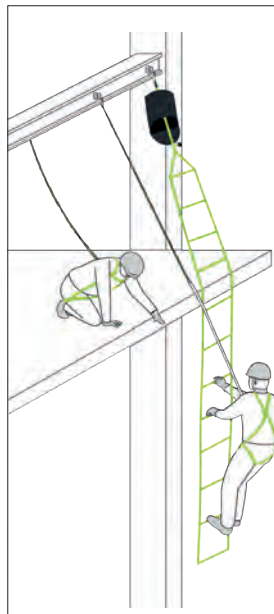
EVA' LAD



FA 70 029 06R



220 mm



3x FA 50 224 18 included



REF.	FA 70 029 06	FA 70 029 06R
	---	PPE-R 11.115 (not PPE)
MAT.	: 20 mm PES / 11.0 mm	: 20 mm PES / 11.0 mm
DIM. \updownarrow H	6.0 m	6.0 m
MAT. LG.	---	PA 10 mm 7.0 m
MAT.		
	2.82 KG	3.88 KG

HP 10 200 00B



HP 10 200 00W



HP 10 200 00R



HP 10 200 00O



ADJUSTABLE

REF.	HP 10 200 00B / W / R / O
	EN 12492
MAT.	PA / PES / PP / PS
	52 - 61 cm
R (kN)	50 daN
	0.407 KG

HP 10 200 01





HP 20 100 00



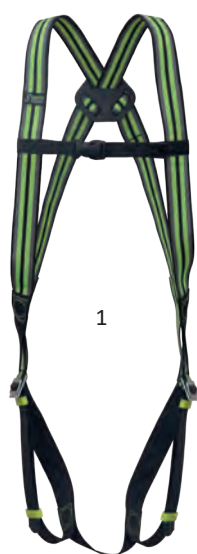
REF.	HP 20 100 00
	EN 166
MAT.	PET
	52 - 70 cm
	0.07 KG

ENSEMBLES PRÊTS À L'EMPLOI
READY FOR USE KITS
CONJUNTOS LISTOS PARA EL USO
KIT PRONTI ALL'USO
EINSATZFERTIGE SYSTEME





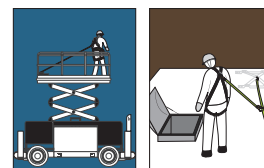
KIT NACELLE, RETENUE AU TRAVAIL / CHERRY PICKER, RESTRAINT KIT / KIT PLATAFORMA ELEVADORA, RETENCIÓN DURANTE EL TRABAJO / KIT CESTELLO, MANTENIMENTO SUL LAVORO / SET FÜR ARBEITSBÜHNE, RÜCKHALTE-SET



FA 80 001 00

1- FA 10 102 00	EN 361
2- FA 40 500 15	EN 354
3- FA 50 101 17 (x2)	EN 362
4- FA 90 131 16	---

1.50 KG



KIT ÉCHAFAUDAGE / SCAFFOLDING KIT / KIT PARA ANDAMIOS / KIT PONTEGGI / GERÜST-SET

FA 80 002 00

1- FA 10 103 00	EN 361
2- FA 30 304 18	EN 355
3- FA 90 131 16	---

2.15 KG




KIT STRUCTURE MÉTALLIQUE / STEEL CONSTRUCTION KIT / KIT ESTRUCTURA METÁLICA / KIT STRUTTURA METALLICHE / SET FÜR STAHLBAU

FA 80 103 00



1- FA 10 105 00	EN 361
2- FA 30 500 20	EN 355
3- FA 50 101 17 (x2)	EN 362
4- FA 60 005 12	EN 795 B, EN 566
5- FA 90 115 00	---

2.50 KG




KIT FLÈCHE DE GRUE / CRANE BOOM KIT / KIT PLUMA DE GRÚA / KIT GRU A BRACCIO / SET FÜR KRANAUSLEGER

FA 80 005 00

1- FA 10 105 00	EN 361
2- FA 30 600 15	EN 355
3- FA 90 115 00	---

Kg 3.07 KG



KIT TOITURE / ROOF KIT / KIT TEJADO / KIT TETTI / DACH-SET

FA 80 104 00

1- FA 10 103 00	EN 361
2- FA 20 102 10 (10 m)	EN 353-2
3- FA 50 101 17	EN 362
4- FA 90 131 16	---

Kg 3.43 KG

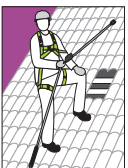


KIT TOITURE / ROOF KIT / KIT TEJADO / KIT TETTI / DACH-SET

FA 80 104 01

1- FA 10 203 00	EN 361, EN 358
2- FA 20 102 15 (15 m)	EN 353-2
3- FA 50 101 17	EN 362
4- FA 60 005 20	EN 795 B, EN 566
5- FA 90 115 00	---

Kg 4.68 KG



KIT TOITURE "CONFORT" / "COMFORT" ROOF KIT / KIT TEJADO "CONFORT" / KIT TETTI "COMFORT" / "KOMFORT" DACH-SET

FA 80 105 00

1- FA 10 105 00	EN 361
2- FA 20 103 00A	EN 353-2
3- FA 20 103 10 (10 m)	EN 353-2
4- FA 50 101 17	EN 362
5- FA 60 005 12	EN 795 B, EN 566
6- FA 90 115 00	---

2.75 KG




KIT MAINTENANCE INDUSTRIELLE / INDUSTRIAL MAINTENANCE KIT / KIT MANTENIMIENTO INDUSTRIAL / KIT MANUTENZIONE INDUSTRIALE / INDUSTRIE INSTANDHALTUNGS-SET

FA 80 008 00

1- FA 10 103 00	EN 361
2- FA 20 301 02	EN 360
3- FA 50 101 17	EN 362
4- FA 60 005 12	EN 795 B, EN 566
5- FA 90 131 16	---

3.00 KG

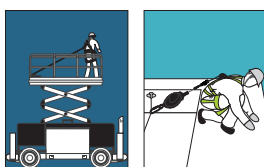


KIT NACELLE, MAINTENANCE INDUSTRIELLE "CONFORT" / "COMFORT" CHERRY PICKER, INDUSTRIAL MAINTENANCE KIT / KIT PLATAFORMA ELEVADORA, MANTENIMIENTO INDUSTRIAL "CONFORT" / KIT CESTELLO, MANUTENZIONE INDUSTRIALE "CONFORT" / "KOMFORT" ARBEITSBÜHNE, INDUSTRIE INSTANDHALTUNGS-SET

FA 80 108 00

1- FA 10 105 00A	EN 361
2- FA 20 503 01	EN 360, DIN 19427
3- FA 60 005 12	EN 795 B, EN 566
4- FA 90 115 00	---

3.35 KG



KIT ÉCHAFAUDAGE "COMFORT" / "COMFORT" SCAFFOLDING KIT / KIT PARA ANDAMIOS "COMFORT" / KIT PONTEGGI "COMFORT" / "KOMFORT" GERÜST-SET



FA 80 109 00

1- FA 10 107 01	EN 361
2- FA 20 503 02	EN 360
3- FA 60 005 08	EN 795 B, EN 566
4- FA 90 115 00	---

Kg 3.75 KG




KIT PYLÔNE "COMFORT" / "COMFORT" PYLON KIT / KIT POSTE "COMFORT" / KIT PILONE "COMFORT" / "KOMFORT" MAST-SET


FA 80 110 00

1- FA 10 205 00A	EN 361, EN 358
2- FA 20 103 00A	EN 353-2
3- FA 20 103 20 (20 m)	EN 353-2
4- FA 40 906 50	EN 358, EN 795 B & C
5- FA 50 101 17	EN 362
6- FA 60 005 12	EN 795 B, EN 566
7- FA 90 107 00	---

Kg 6.65 KG



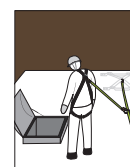
KIT DE RETENUE AU TRAVAIL "PREMIUM" / "PREMIUM" RESTRAINT KIT / KIT RETENCIÓN DURANTE EL TRABAJO "PREMIUM" / KIT DI MANTENIMENTO SUL LAVORO "PREMIUM" / RÜCKHALTKIT „PREMIUM“



FA 80 112 00

1- FA 10 103 00	EN 361
2- FA 40 600 15	EN 354
3- FA 90 131 16	---

Kg 2.38 KG



KIT MAINTENANCE & POSE MENUISERIE EXTÉRIURE / MAINTENANCE & INSTALLATION OF EXTERIOR JOINERY KIT / KIT MANTENIMIENTO E INSTALACIÓN DE CARPINTERÍA EXTERIOR / KIT MANUTENZIONE E INSTALLAZIONE DI GIUNTI ESTERNI / INSTANDHALTUNG & ZIMMERER-SET

FA 80 111 00



KIT ESPACES CONFINÉS / CONFINED SPACES KIT / KIT ESPACIOS CONFINADOS / KIT SPAZI CONFINATI / KIT FÜR ENGE RÄUME

FA 80 113 00





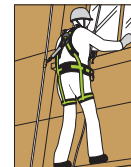
KIT TRAVAUX SUR CORDES "PREMIUM" / "PREMIUM" DOUBLE ROPE ACCESS KIT / KIT ACCESO MEDIANTE CUERDA "PREMIUM" / KIT ACCESSO SU FUNE "PREMIUM" / KIT FÜR SEILARBEITEN „PREMIUM“

FA 80 114 00



1- FA 10 202 00	EN 361
2- FA 20 103 00A	EN 353-2
3- FA 20 103 30	EN 353-2
4- FA 50 201 22B (x5)	EN 362
5- FA 60 005 15 (x2)	EN 795 B, EN 566
6- FA 60 005 30 (x2)	EN 795 B, EN 566
7- FA 70 003 00	EN 567
8- FA 70 006 00	---
9- FA 70 010 99 (30m)	EN 1891
10- FA 70 013 00	---
11- FA 70 015 00	EN 567
12- FA 70 021 00	EN 341 2B, EN 12841 C
13- FA 90 005 00	---
14- FA 90 106 00	---

 14.23 KG



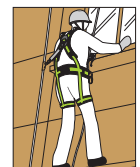
KIT TRAVAUX SUR CORDES / DOUBLE ROPE ACCESS KIT / KIT ACCESO MEDIANTE CUERDA / KIT ACCESSO SU FUNE / KIT FÜR SEILARBEITEN



FA 80 115 00

1- FA 10 206 00A	EN 361
2- FA 20 102 30	EN 353-2
3- FA 50 201 22B (x5)	EN 362
4- FA 60 005 15 (x2)	EN 795 B, EN 566
5- FA 70 001 00	EN 341, EN 12841 2A
6- FA 70 003 00	EN 567
7- FA 70 006 00	---
8- FA 70 010 99 (30m)	EN 1891
9- FA 70 013 00	---
10- FA 70 015 00	EN 567
11- FA 90 004 00	---
12- FA 90 105 00	---

12.34 KG



KIT SAUVETAGE & ÉVACUATION "PREMIUM" / "PREMIUM" RESCUE & EVACUATION KIT / KIT RESCATE Y EVACUACIÓN "PREMIUM" / KIT SALVATAGGIO ED EVACUAZIONE "PREMIUM" / KIT FÜR RETTUNG & BERGUNG „PREMIUM“

FA 80 116 00

1- FA 50 219 14B (x2)	EN 362
2- FA 60 005 08 (x2)	EN 795 B, EN 566
3- FA 60 005 12	EN 795 B, EN 566
4- FA 70 201 40 (40 m)	EN 341 1A, EN 1496 B
5- FA 90 105 00	---

7.40 KG



KIT AUTO-ÉVACUATION "PREMIUM" / "PREMIUM" SELF-EVACUATION KIT / KIT AUTO-EVACUACIÓN "PREMIUM" / KIT AUTOEVACUAZIONE "PREMIUM" / KIT FÜR SELBSTBERGUNG „PREMIUM“

FA 80 117 00



1- FA 60 005 12 (x2)	EN 795 B, EN 566
2- FA 70 005 00	EN 1498 B
3- FA 70 019 00	EN 1498 A
4- FA 70 101 40 (40 m)	EN 341 1B
5- FA 90 105 00	---


7.74 KG

KIT UNIVERSEL / UNIVERSAL KIT / KIT UNIVERSAL / KIT UNIVERSALE / UNIVERSAL-SET

FA 80 118 00

1- FA 10 215 00	EN 361, EN 358, EN 813
2- FA 30 000 35	EN 355
3- FA 40 500 15	EN 354
4- FA 50 101 17 (x2)	EN 362
5- FA 20 103 00B	
+ FA 20 103 10 (10 m)	EN 353-2
6- FA 20 502 02	EN 360
7- FA 40 906 50	EN 358, EN 795 B & C
8- FA 50 214 60	EN 362
9- FA 60 005 12 (x2)	EN 795 B, EN 566
10- FA 90 106 00	---

 7.96 KG



THE SOLUTIONS
by Kratos Safety



FA 90 102 00



FA 90 103 00



FA 90 116 00



REF.	FA 90 102 00	FA 90 103 00	FA 90 116 00
MAT.	600 x 600D PES / PE	600 x 600D PES / PE	600 x 600D PES / PE
DIM.	26 x 41x x 23 cm	26 x 60 x 19 cm	28 x 53 x 27 cm
VOL.	24 L	29 L	40 L
+	Rigid Bottom	Rigid Bottom	Rigid Bottom
	20 KG	20 KG	20 KG

FA 90 131 18



FA 90 131 16



FA 90 100 00



FA 90 203 00



REF.	FA 90 131 18	FA 90 131 16	FA 90 100 00	FA 90 203 00
MAT.	JUTE	JUTE	PA	
DIM.	46 x 32 x 15 cm	46 x 36 cm	47 x 33 cm	43 x 28 x 18 cm
VOL.	30 L	---	---	21 L
+	---	---	---	Stackable

FA 90 101 00




FA 90 115 00



FA 90 107 00



REF.	FA 90 101 00	FA 90 115 00	FA 90 107 00
MAT.	600 x 600D PES	600D PES	PVC
DIM.	45 x 36 x 18 cm	40 x 26 x 12 cm	62 x 32 cm
VOL.	26 L	12 L	49 L
+	---	---	---
	10 KG	5 KG	15 KG

FA 90 105 00




FA 90 106 00



FA 90 117 00



REF.	FA 90 105 00	FA 90 106 00	FA 90 117 00
MAT.	PVC	PVC / PE	PVC
DIM.	62 x 29 cm	62 x 35 cm	80 x 40 cm
VOL.	41 L	58 L	40 L
+	---	Rigid Bottom	Waterproof
	25 KG	28 KG	25 KG



Directive 2001/45/EC §4.4.d: "the tools and other accessories to be used by a worker [at height] must be secured to the worker's harness or seat or by some other appropriate means".

TS 90 001 00



TS 90 001 02



TS 90 001 01



TS 90 001 06



TS 90 001 03



REF.	TS 90 001 00	TS 90 001 02	TS 90 001 01	TS 90 001 06	TS 90 001 03
MAX. LG.	1.30 m	1.30 m	1.30 m	1.0 m	0.50 m
MAT.	PES 14 mm	PES 14 mm	PES 33 mm	PES 14 mm	PES 14 mm
MAT.	ALU / 15 mm	ALU / 15 mm	---	STEEL / 8 mm	---
	5.0 KG	5.0 KG	10.0 KG	5.0 KG	2.0 KG
	0.044 KG	0.066 KG	0.130 KG	0.077 KG	0.038 KG



TS 90 001 09



TS 90 001 12



TS 90 001 14



REF.	TS 90 001 09	TS 90 001 12	TS 90 001 14
MAX. LG.	1.50 m	0.90 m	---
MAT.	PU 5 mm	PU 3 mm	ABS
MAT.	/ 6.5 mm	P / 15 mm	24 mm
	0.9 KG	0.9 KG	20.0 KG
	0.160 KG	0.012KG	0.031KG



TS 90 001 10



SET OF 3 PCS.



TS 90 001 11




SET OF 3 PCS.



TS 90 001 13



SET OF 2 PCS.



REF.	TS 90 001 10	TS 90 001 11	TS 90 001 13
MAX. LG. or DIA.	Ø 0.045 m	0.14 m	0.19 m
MAT.			PES 25 mm /
	1.35 KG	0.9 KG	2.25 KG
	0.010 KG	0.006 KG	0.130 KG



TS 90 001 07



SET OF 2 PCS.



TS 90 001 04



SET OF 2 PCS.



TS 90 001 05



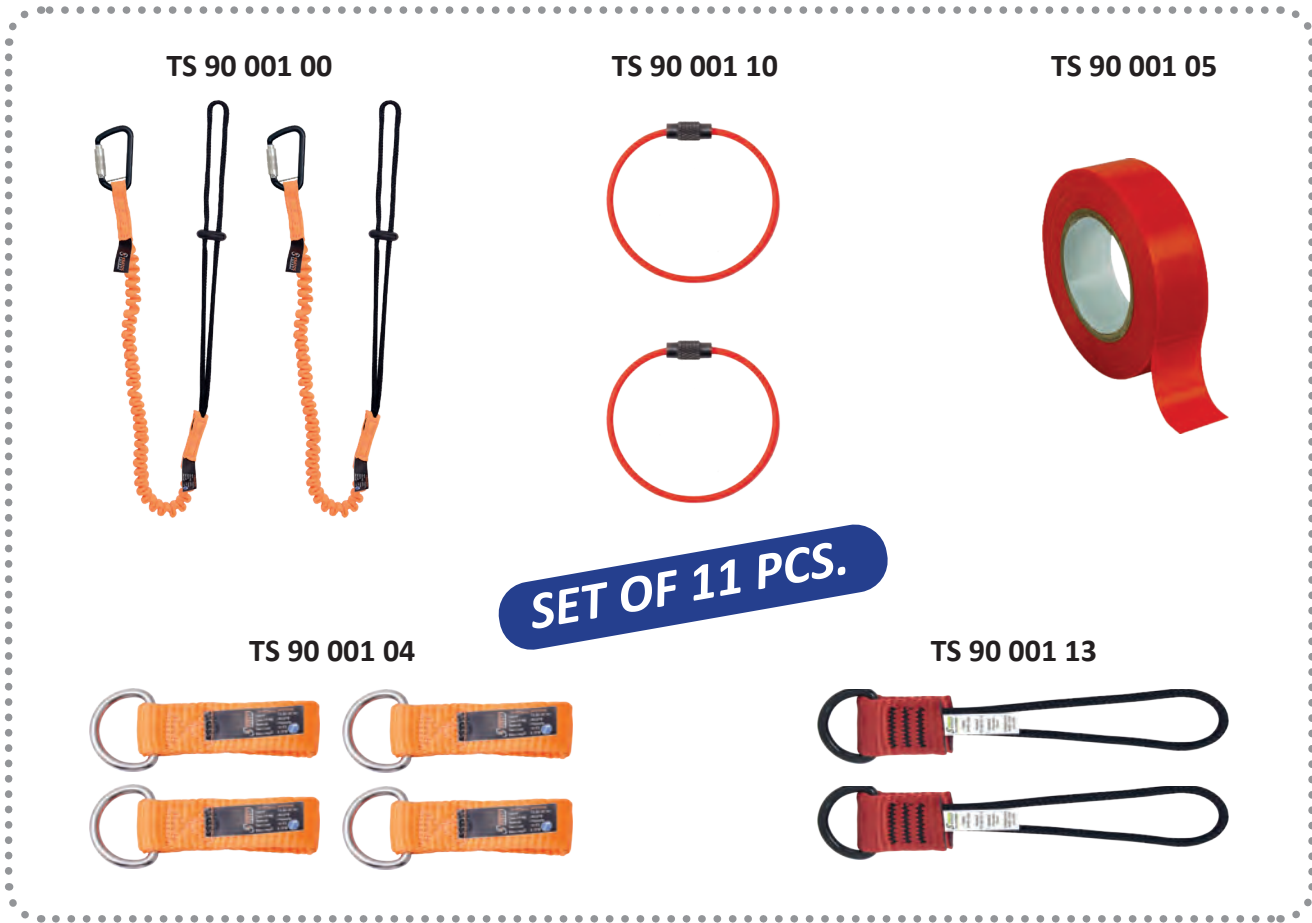
TS 90 001 08



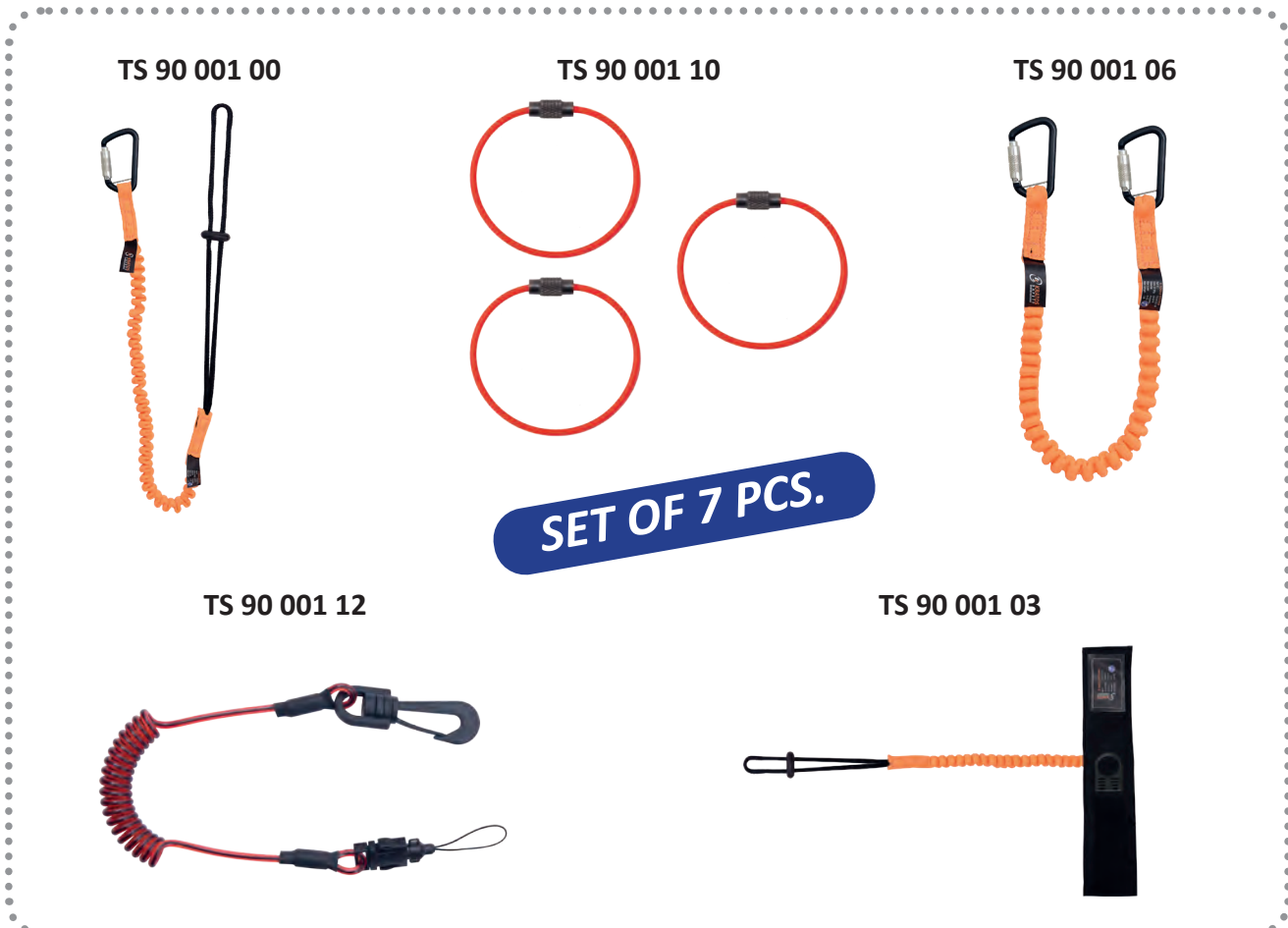
REF.	TS 90 001 07	TS 90 001 04	TS 90 001 05	TS 90 001 08
MAX. LG.	---	0.10 m	3.0 m	1.20 m
MAT.	---	PES 25 mm	SILICON	---
MAT.	ALU / 16 mm	---	---	INOX / 7 mm
	R = 5 kN	10.0 KG ⚠ + TS 90 001 05 = 2.0 KG	⚠ + TS 90 001 04 = 2.0 KG	5.0 KG
	0.031G	0.034 KG	0.035 KG	0.138 KG



TS 90 100 00



TS 90 101 00



LA 10 250 10



LA 10 300 10
LA 10 300 15




LA 10 400 10
LA 10 400 20



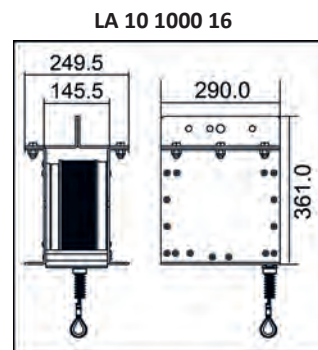
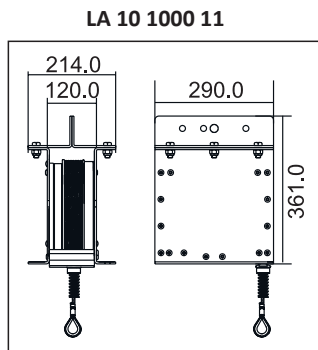
LA 10 500 10
LA 10 500 15
LA 10 500 20



REF.	LA 10 250 10	LA 10 300 10 LA 10 300 15	LA 10 400 10 LA 10 400 20	LA 10 500 10 LA 10 500 15 LA 10 500 20
LG.	10 m	10 m 15 m	10 m 20 m	10 m 15 m 20 m
MAX kg	MAX. 250 KG	MAX. 300 KG	MAX. 400 KG	MAX. 500 KG
	Machinery Directive 2006/42/CE (not PPE)	Machinery Directive 2006/42/CE (not PPE)	Machinery Directive 2006/42/CE (not PPE)	Machinery Directive 2006/42/CE (not PPE)
MAT.	PA / STEEL Ø4.5 mm	PA / STEEL Ø4.8 mm	PA / STEEL Ø5.8 mm	PA / STEEL Ø6.0 mm
	x1	x1	x1	x1
+	II2 G Exh IIC T6 Gb	II2 G Exh IIC T6 Gb	II2 G Exh IIC T6 Gb	II2 G Exh IIC T6 Gb
	4.15 KG	5.50 KG 6.00 KG	11.50 KG 12.95 KG	11.65 KG 12.20 KG 12.66 KG



LA 10 1000 11
LA 10 1000 16



REF.	LA 10 1000 11	LA 10 1000 16
LG.	11 m	16 m
	MAX. 1000 KG	
	Machinery Directive 2006/42/CE (not PPE)	
MAT.	 Ø8.0 mm	

+	INDICATOR 	
	30.00 KG	35.00 KG

Champs d'application de nos Antichutes de charges
Fields of application of our Load Arresters
Campos de aplicación de nuestros Anticaídas de cargas
Campi di applicazione dei nostri anticaduta per carichi
Anwendungsbereiche unserer Absturzsicherungen für Lasten



Industrie
Industry
Industria
Industria
Industrie



Événementiel, spectacle
Events, entertainment
Eventos, espectáculo
Evento, spettacolo
Eventmanagement, Unterhaltungsbranche



Salles de sport
Sports halls
Gimnasios
Palestre
Sporthallen





Sur ordinateur, Tablette, Smartphone, ... Venez découvrir notre site Internet !

- Information produits
- Préconisation de produits selon votre situation de travail
- Informations sur nos formations
- Aide au choix
- Espace Distributeur Partenaire
- Outils de calcul automatique du tirant d'air en fonction des produits utilisés et de la situation de travail
- Catalogue Virtuel
- Vidéos techniques

A través del ordenador, la tableta, el móvil... ¡visítenos en nuestro sitio web!

- Información sobre los productos
- Recomendación de productos según sus condiciones de trabajo
- Información sobre nuestros cursos de formación
- Ayuda en la elección
- Espacio distribuidor asociado
- Herramientas de cálculo automático de la altura libre en función de los productos utilizados y las condiciones de trabajo
- Catálogo Virtual
- Vídeos técnicos

Entdecken Sie unsere Website... auf Ihrem PC, Smartphone, Tablet!

- Produktinformationen
- Produktempfehlung entsprechend Ihrer Arbeitssituation
- Informationen über unsere Schulungen
- Hilfe bei der Auswahl
- Händlerbereich
- Werkzeuge zur automatischen Berechnung der Sturzhöhe in Abhängigkeit von den verwendeten Produkten und den Arbeitsumständen
- Virtueller Katalog
- Technische Videos

Computer, Tablet, Smartphone, ... Come and discover our website!

- Product information
- Recommendation of products according to your work situation
- Information regarding our trainings
- Help for choosing
- Distributor Partner Area
- Tools for an automatic calculation of the clearance depending on the products used and the work situation
- Virtual Catalogue
- Technical Movies

Vieni a scoprire il nostro sito web su computer, tablet o smartphone!

- Informazioni prodotto
- Raccomandazione di prodotti in base alle specifiche condizioni di lavoro
- Informazioni sui corsi di formazione
- Aiuto nella scelta
- Area distributore partner
- Strumenti di calcolo automatico dell'altezza massima in funzione dei prodotti utilizzati e della condizione di lavoro
- Catalogo virtuale
- Video tecnici



K-S.ONE

K-S.ONE, une plateforme gratuite de gestion de vos équipements KRATOS SAFETY.

En scannant le QR Code présent sur nos produits via un smartphone ou une douchette USB, vous avez accès rapidement et facilement à la notice d'utilisation du produit et ce, dans plus d'une vingtaine de langues, mais aussi à la déclaration de conformité ou encore au guide d'inspection périodique. Vous pouvez également créer et gérer votre parc EPI, affecter chaque produit à un utilisateur ou une zone d'utilisation, créer des alertes vous rappelant l'arrivée imminente du contrôle périodique du produit, et bien plus encore...

Avec K-S.One, gérer votre matériel de sécurité n'aura jamais été aussi simple ! Contactez-nous pour plus d'informations ou retrouvez-nous sur notre site www.kratossafety.com.

K-S.ONE, a free platform to manage your KRATOS SAFETY equipment. Scanning the QR Code on our products using a smartphone or USB scanner gives you quick and easy access to the product's operating instructions in over 20 languages. You'll also have access to the declaration of conformity and the periodic inspection guide. You can also create and manage your PPE product stock, assign each product to a user or area of use, create alerts to remind you of the imminent arrival of the product's periodic inspection, and more!

With K-S.One, managing your safety equipment has never been easier! Please contact us for more information, or visit our website www.kratossafety.com.

K-S.ONE, una plataforma gratuita de gestión de sus equipos KRATOS SAFETY. Escaneando el código QR de nuestros productos con un teléfono inteligente o un lector de códigos USB, tendrá acceso rápida y fácilmente al manual de instrucciones del producto, en una veintena de idiomas, pero también tendrá acceso a la declaración de conformidad o, incluso, a la guía de inspección periódica. También podrá crear y gestionar su parque de EPI, asignar cada producto a un usuario o a una zona de utilización, crear alertas que le recuerden que se acerca el control periódico del producto y mucho más...

Con K-S.One, ¡gestionar su material de seguridad nunca habrá sido tan sencillo! Póngase en contacto con nosotros para más información o visítenos en nuestro sitio web www.kratossafety.com.

K-S.ONE, una piattaforma gratuita per la gestione dei dispositivi KRATOS SAFETY.

Leggendo il codice QR presente sui prodotti con lo smartphone o con un lettore di codici USB si potrà accedere in modo semplice e immediato al manuale d'uso del prodotto, disponibile in più di venti lingue, alla dichiarazione di conformità e alla guida per l'ispezione periodica. Sarà inoltre possibile creare e gestire il proprio parco DPI, assegnare ogni prodotto a un dato utilizzatore o a un'area di utilizzo, creare notifiche per avere un promemoria sui prossimi controlli periodici da effettuare e molto altro ancora!

Con K-S.One, gestire tutti i tuoi dispositivi per la sicurezza non è mai stato così semplice!

Contattaci per avere maggiori informazioni o visita il sito www.kratossafety.com.

K-S.ONE, eine kostenlose Plattform für das Management Ihrer KRATOS SAFETY-Ausrüstungen.

Durch Einscannen des auf unseren Produkten vorhandenen QR-Codes über ein Smartphone oder ein USB-Kabel haben Sie schnellen und einfachen Zugriff auf die Bedienungsanleitung des Produkts in mehr als zwanzig Sprachen sowie auf die Konformitätserklärung oder den Leitfaden zur periodischen Produktüberprüfung. Sie können auch Ihre PSA-Ausrüstung erstellen und verwalten, jedes Produkt einem Benutzer oder Einsatzbereich zuordnen, Warnmeldungen erstellen, die Sie an die bevorstehende periodische Produktüberprüfung erinnern, und vieles mehr...

Mit K-S.One war die Verwaltung Ihrer Sicherheitsausrüstung noch nie so einfach! Nähere Informationen erhalten Sie direkt bei uns oder auf unseren Webseiten unter www.kratossafety.com.





S.A.V. VÉRIFICATION, MAINTENANCE

Pour garantir les performances des produits tout au long de leur utilisation et donc la sécurité de l'utilisateur, la réglementation Européenne fixe des vérifications obligatoires à 2 niveaux :

- 1er niveau de vérification: la norme EN 365:2004 (§ 4.2.2.1) précise qu'avant utilisation d'un EPI, celui-ci doit faire l'objet d'une vérification visuelle de la part de l'utilisateur.
- 2nd niveau de vérification: la norme EN 365:2004 (§ 4.4.b) précise que lors de son utilisation, un EPI contre les chutes de hauteur doit avoir fait l'objet depuis moins de douze mois d'un examen périodique par le fabricant ou une personne compétente.

Pour cette vérification périodique, qui doit être enregistrée sur la fiche d'inspection du produit (présente dans la notice d'utilisation des produits KRATOS SAFETY), nous vous offrons les possibilités suivantes :

- SAV en nos locaux,
- Habilitation à l'inspection périodique,
- Habilitation à la maintenance des EPI,
- Disponibilité de nos Centres SAV agréés.

Nous sommes à votre service, n'hésitez pas à nous contacter !

SPV COMPROBACIÓN, MANTENIMIENTO

Para garantizar los resultados de los productos durante su uso y por tanto, la seguridad del usuario, la normativa europea fija unas comprobaciones obligatorias a 2 niveles :

- 1.er nivel de comprobación: la norma EN 365:2004 (párrafo 4.2.2.1) precisa que antes de usar un EPI, este debe ser objeto de una comprobación visual por parte del usuario.
- 2.º nivel de comprobación: la norma EN 365:2004 (párrafo 4.4.b) precisa que cuando se usa un EPI contra la caídas de altura, tiene que pasar un examen periódico al menos una vez al año realizado por el fabricante o una persona competente

Para esta comprobación periódica, que tiene que ser registrada en la ficha de inspección del producto (presente en el manual de instrucciones de los productos KRATOS SAFETY), le ofrecemos las siguientes posibilidades :

- SPV en nuestros locales,
- Habilitación para la inspección periódica,
- Habilitación para el mantenimiento de los EPI,
- Nuestros centros SPV autorizados.

Estamos a su servicio, no dude en ponerse en contacto con nosotros.

KUNDENDIENST ÜBERPRÜFUNG, WARTUNG

Zur Gewährleistung der Leistung der Produkte während ihrer gesamten Lebensdauer und somit der Sicherheit der Benutzer, legt das europäische Regelwerk zwei Ebenen der Pflichtprüfungen fest :

- Prüfungsebene 1: Die Norm EN 365:2004 (§ 4.2.2.1). Sie legt fest, dass eine PSA vor dem Gebrauch vom Benutzer einer Sichtprüfung zu unterziehen ist.
- Prüfungsebene 2: Die Norm EN 365:2004 (§ 4.4.b) legt fest, dass eine PSA gegen Abstürze alle zwölf Monate einer regelmäßigen Prüfung durch den Hersteller oder durch eine kompetente Person unterzogen werden muss.

Für diese Prüfung, die auf dem Inspektionsmerkblatt des Produkts zu verzeichnen ist (das Inspektionsblatt finden Sie im Benutzerhandbuch der KRATOS SAFETY-Produkte), bieten wir Ihnen die folgenden Möglichkeiten :

- Kundendienst in unseren Räumlichkeiten;
- Ermächtigung zur periodischen Inspektion;
- Ermächtigung zur Wartung der persönlichen Schutzausrüstung;
- Unsere zugelassenen Kundendienst-Center.

Wir stehen Ihnen gern zur Verfügung - zögern Sie nicht, uns zu kontaktieren!

AFTER SALES SERVICE VERIFICATION, MAINTENANCE

In order to ensure product performance throughout their use and therefore the safety of the user, the European regulations sets 2 levels for the compulsory examination of the PPE :

- 1st level of verification: the standard EN 365:2004 (§ 4.2.2.1) states that the user must visually check the PPE before every use,
- 2nd level of verification: the standard EN 365:2004 (§ 4.4.b) states that during its use, PPE against falls from height must have been inspected within the last twelve months by the manufacturer or a competent person.

For this periodic examination, which must be saved on the inspection card of the product (present in the User Manual of KRATOS SAFETY products), we offer you the following possibilities :

- Service in our premises,
- Habilitation for periodic inspection,
- Habilitation for the maintenance of PPE,
- Availability of our authorized service centers.

We are here to help you, please feel free to contact us!

ASSISTENZA CLIENTI CONTROLLO, MANUTENZIONE

Per garantire le performance dei prodotti per tutto il loro uso e quindi la sicurezza dell'utilizzatore, la normativa europea definisce verifiche obbligatorie a 2 livelli :

- 1° livello di verifica: norma EN 365:2004 (§ 4.2.2.1) precisa che prima di utilizzare un DPI, esso deve essere oggetto di un controllo visivo da parte dell'utilizzatore.
- 2° livello di verifica: norma EN 365:2004 (§ 4.4.b) precisa che un DPI contro le cadute dall'alto deve essere stato oggetto di un esame periodico da parte del fabbricante o di persona competente almeno ogni dodici mesi.

Per questa verifica periodica, che deve essere registrata sulla scheda di ispezione del prodotto (presente nelle istruzioni per l'uso dei prodotti KRATOS SAFETY), offriamo le possibilità seguenti :

- Assistenza clienti presso Kratos Safety,
- Abilitazione a eseguire ispezioni periodiche,
- Abilitazione a eseguire interventi di manutenzione dei DPI,
- Assistenza clienti presso i centri autorizzati.

Kratos Safety è sempre al tuo servizio, contattaci!



Nous vous rappelons que la formation à l'utilisation des équipements de protection individuelle est OBLIGATOIRE. En effet, rien ne sert d'avoir les meilleurs équipements de protection individuelle si on ne sait pas les utiliser.

Notre métier : Valoriser la vie de l'homme au travail !

We remind you that training for using of personal protective equipment is OBLIGATORY. Indeed there is no use having the best personal protective equipment if we do not know how to use it.

Our job: Enhance life of men at work!

Le recordamos que es OBLIGATORIO recibir formación sobre el uso de los equipos de protección individual. En efecto, no sirve de nada tener los mejores equipos de protección individual si no se sabe usarlos.


Nuestra profesión: ¡Valorizar la vida del hombre en el trabajo!

Si ricorda che la formazione all'uso delle attrezzature di protezione individuale è OBBLIGATORIA. Non serve a nulla avere a disposizione le migliori attrezzature di protezione individuale se non si sa come utilizzarle.

L'obiettivo dichiarato di KRATOS SAFETY è di valorizzare il personale al lavoro!

Wir rufen in Erinnerung, dass die Schulung im Gebrauch der Personenschutz-ausrüstung PFLICHT ist. Denn die besten Personenschutz-ausrüstungen sind nutzlos, wenn man nicht weiß, wie sie verwendet werden.

Unsere Berufung: Der Schutz des menschlichen Lebens am Arbeitsplatz!



Quand la vie des hommes est en jeu, n'hésitez pas à investir dans la formation pour prévenir les risques et garantir la sécurité de l'homme au travail.

When human life is involved, do not hesitate to invest in training to prevent risks and ensure the safety of people at work.

Cuando la vida humana está en juego, no dude en invertir en formación para prevenir los riesgos y garantizar la seguridad del hombre en el trabajo.

Quando la vita umana è in gioco, occorre sempre investire in formazione per prevenire i rischi e garantire la sicurezza di chi lavora.

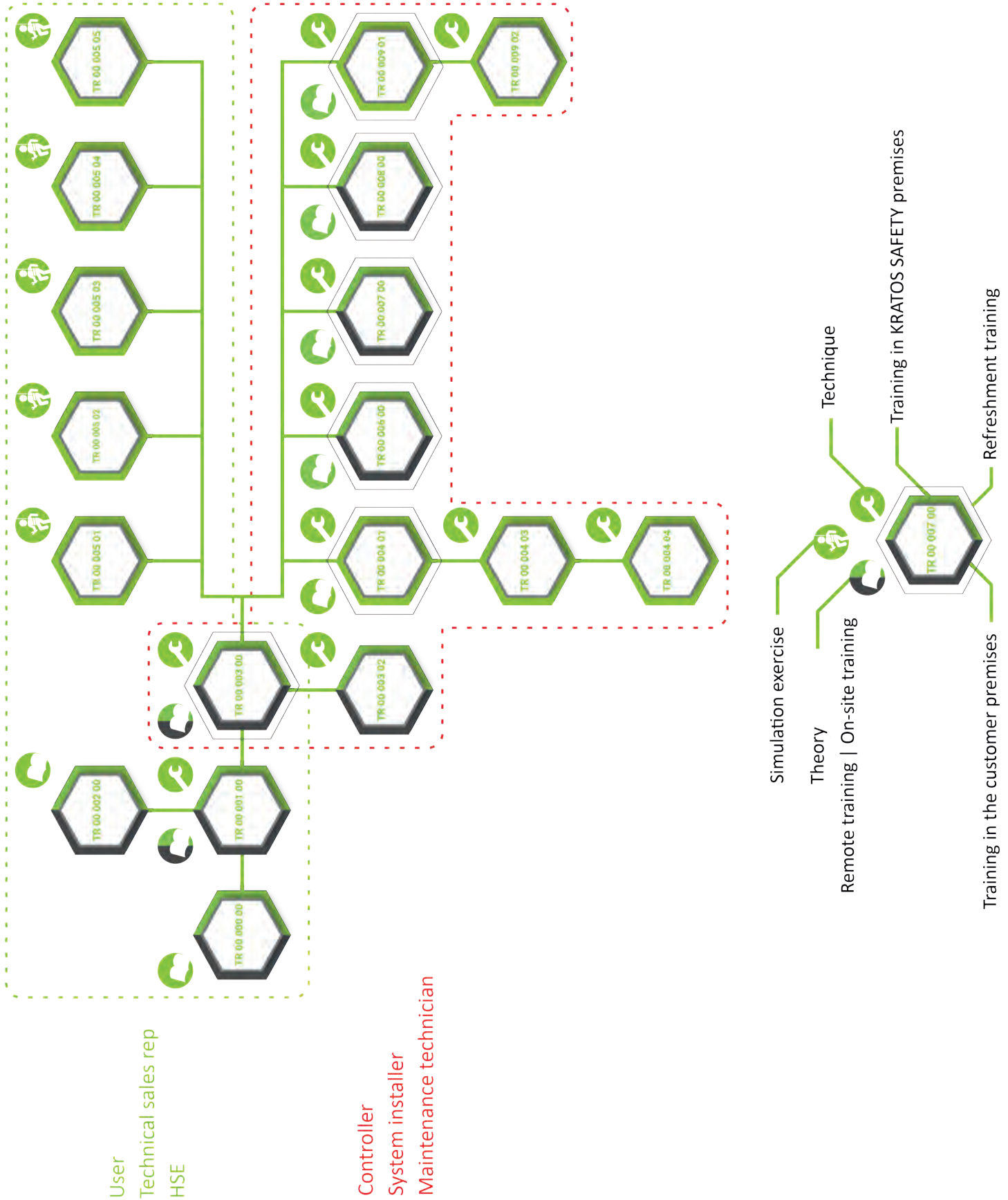
Wenn Menschenleben auf dem Spiel stehen, sollten Sie nicht zögern, in die Schulung zu investieren, um Gefahren vorzubeugen und die Sicherheit der Mitarbeiter zu garantieren.



REF. NO.	FORMATIONS PROPOSÉES	TRAINING OFFER	CURSOS DE FORMACIÓN PROPUESTOS	CORSI DI FORMAZIONE PROPOSTI	ANGEBOTENE SCHULUNGEN
TR 00 001 00 TR 00 001 01	Sensibilisation aux travaux en hauteur	Sensitizing to work at height	Concienciación a los trabajos en altura	Sensibilizzazione ai lavori in altezza	Einführung in die Arbeiten in größeren Höhen
TR 00 002 00 TR 00 002 01	Méthodes de vente appliquées aux EPI contre les chutes de hauteur	Sales methods applied to PPE against falls from a height	Métodos de venta aplicados a los EPI contra las caídas de altura	Metodologie di vendita applicate ai DPI contro le cadute dall'alto	Verkaufsmethoden für PSA gegen Abstürze aus der Höhe
TR 00 003 00 TR 00 003 01	Inspection visuelle des EPI	Visual inspection of PPE	Inspección visual de los EPI	Ispezione visiva dei DPI	Sichtprüfung der PSA
TR 00 003 02 TR 00 003 03	Inspection visuelle des EPI - module complémentaire	Visual inspection of PPE - complementary module	Inspección visual de los EPI - módulo complementario	Ispezione visiva dei DPI - modulo integrativo	Sichtprüfung PSA - Zusätzliches Modul
TR 00 004 01	Révision mécanique des Antichutes à rappel automatique	Mechanical overhaul of retractable fall arresters	Revisión mecánica de los anticaídas retráctiles	Revisione meccanica dei dispositivi anticaduta retrattili	Mechanische Inspektion von Sturzschutzvorrichtungen mit automatischem Rückzug
TR 00 004 03	Révision mécanique des Antichutes à rappel automatique avec système de sauvetage intégré et Triton	Mechanical overhaul of retractable fall arresters with integrated retrieval system and Triton	Revisión mecánica de los anticaídas retráctiles con sistema de rescate integrado y Triton	Revisione meccanica dei dispositivi anticaduta retrattili con sistema di salvataggio e Triton	Mechanische Prüfung von Sturzschutzvorrichtungen mit automatischem Rückzug mit Rettungswinde und Triton
TR 00 004 04	Révision mécanique des Antichutes de charge	Mechanical overhaul of Load arresters	Revisión mecánica de los anticaídas de carga	Revisione meccanica dei anticadute per carichi	Mechanische Prüfung von Lastsicherungsgerät
TR 00 005 01	Pratique : Déplacements verticaux et maintien au travail	Practice: Vertical movements and work positioning	Práctica: Desplazamientos verticales y sujeción en el trabajo	Pratica: Spostamenti in verticale e posizionamento sul lavoro	Praktisch: Vertikale Bewegungen und Halten am Arbeitsplatz
TR 00 005 02	Pratique : Espaces confinés	Practice: Confined spaces	Práctica: Espacios confinados	Pratica: Spazi confinati	Praktisch: Enge Räume
TR 00 005 03	Pratique : Auto-évacuation et matériel de mise en oeuvre simple	Practice: Self-evacuation and simple implementation material	Práctica: Autoevacuación y material de aplicaciones sencillas	Pratica: Autoevacuazione e materiale per applicazioni semplici	Praktisch: Selbstbergung und einfache Implementierungsausrüstung
TR 00 005 04	Pratique : Évacuation et secours	Practice: Evacuation and rescue	Práctica: Evacuación y rescate	Pratica: Evacuazione e soccorso	Praktisch: Bergung und Rettung
TR 00 005 05	Pratique : Déplacements horizontaux sur ligne de vie et plans inclinés	Practice: Horizontal movements on lifeline and inclined planes	Práctica: Desplazamientos horizontales con línea de vida y planos inclinados	Pratica: Spostamenti in orizzontale su linee vita e piani inclinati	Praktisch: Horizontale Bewegungen an Rettungsleine und geneigte Flächen
TR 00 006 00 TR 00 006 01	Inspection des dispositifs d'ancrage et supports d'assurage verticaux	Inspection of anchor devices and vertical lifeline systems	Inspección de los dispositivos de anclaje y soportes de aseguramiento verticales	Ispezione di dispositivi di ancoraggio e supporti di sicurezza verticali	Inspektion der vertikalen Verankerungsvorrichtungen und Sicherungsstützen
TR 00 007 00 TR 00 007 01	Installation et inspection des dispositifs d'ancrage et supports d'assurage horizontaux	Installation and inspection anchor devices and horizontal lifeline systems	Instalación e inspección de los dispositivos de anclaje y soportes de aseguramiento horizontales	Installazione e ispezione di dispositivi di ancoraggio e supporti di sicurezza orizzontali	Installation und Inspektion der horizontalen Verankerungsvorrichtungen und Sicherungsstützen
TR 00 008 00 TR 00 008 01	Inspection et maintenance des systèmes de sauvetage et d'évacuation Res-Q et Lift Res-Q	Inspection and servicing of rescue and evacuation devices Res-Q and Lift Res-Q	Inspección e mantenimiento de los sistemas de rescate y de evacuación Res-Q y Lift Res-Q	Ispezione e manutenzione dei dispositivi di salvataggio ed evacuazione Res-Q e Lift Res-Q	Überprüfung und Pflege von Rettungs- und Evakuierungsgeräten Res-Q und Lift Res-Q
TR 00 009 01	Inspection et maintenance des équipements relevant de la Directive EPI	Inspection and servicing of equipment covered by the PPE Directive	Inspección y mantenimiento de los equipos según la Directiva EPI	Ispezione e manutenzione dei dispositivi soggetti a Direttiva DPI	Inspektion und Wartung von Geräten, die unter die PSA-Richtlinie
TS 00 009 02	Inspection et maintenance des équipements relevant de la Directive Machine	Inspection and servicing of equipment covered by the Machinery Directive	Inspección y mantenimiento de los equipos según la Directiva de Máquinas	Ispezione e manutenzione dei dispositivi soggetti a Direttiva Macchine	Inspektion und Wartung von Geräten, die unter die Maschinenrichtlinie fallen



PARCOURS DE FORMATION / TRAINING JOURNEY / PROGRAMA FORMATIVO /
PERCORSO DI FORMAZIONE / SCHULUNGSREISE



INDEX

FA 10 101 00 -	p.15	FA 10 304 00	p.24	FA 20 202 00	p.73,74,75	FA 20 600 20	p.57
FA 10 101 01	p.15	FA 10 401 00	p.23	FA 20 203 00	p.73	FA 20 700 00	p.76,77
FA 10 102 00	p.30	FA 10 402 00	p.31	FA 20 204 00	p.73	FA 20 701 00	p.76,77
FA 10 103 00	p.30	FA 10 404 00 -	p.15	FA 20 205 00	p.74,75	FA 20 701 01	p.76,77
FA 10 104 00	p.29	FA 10 404 01	p.15	FA 20 206 00	p.75	FA 20 702 00	p.77
FA 10 104 01	p.22	FA 10 414 00	p.20	FA 20 207 00	p.73,74,75	FA 20 702 01	p.76
FA 10 105 00	p.28	FA 10 500 00	p.31	FA 20 209 00	p.73,74,75	FA 20 703 00	p.77
FA 10 105 00A -	p.21	FA 10 901 00	p.32	FA 20 210 19	p.73,74,75	FA 20 703 01	p.76
FA 10 105 01A	p.21	FA 10 902 00	p.32	FA 20 300 02	p.65	FA 20 704 00	p.76,77
FA 10 106 00	p.28	FA 10 903 00	p.32	FA 20 301 02	p.65	FA 20 705 00	p.76
FA 10 107 01	p.21	FA 10 904 00	p.32	FA 20 302 02	p.65	FA 20 706 00	p.77
FA 10 108 00	p.29	FA 10 905 00	p.33	FA 20 303 02	p.65	FA 20 706 01	p.77
FA 10 109 00	p.42	FA 10 906 00	p.33	FA 20 400 20R	p.60	FA 20 707 00	p.77
FA 10 110 00	p.40	FA 10 907 00	p.32	FA 20 400 25 -	p.55	FA 20 708 00	p.77
FA 10 111 00 -	p.22	FA 10 908 00	p.20	FA 20 400 30	p.55	FA 20 800 00	p.66
FA 10 111 01	p.22	FA 20 100 00A	p.71	FA 20 400 30S	p.55	FA 20 800 01	p.66
FA 10 113 00 -	p.36	FA 20 100 00B	p.71	FA 20 401 10	p.59	FA 20 800 02	p.66
FA 10 113 01	p.36	FA 20 100 10 -	p.71	FA 20 401 10S	p.59	FA 20 901 00	p.70
FA 10 114 00A -	p.20	FA 20 100 20 -	p.71	FA 20 401 20	p.59	FA 20 902 00	p.73,74,75,76,77
FA 10 114 01A	p.20	FA 20 100 30 -	p.71	FA 20 401 20R	p.60	FA 20 903 00	p.62
FA 10 115 00	p.24	FA 20 100 40 -	p.71	FA 20 401 20S	p.59	FA 20 903 01	p.62
FA 10 117 00-	p.19	FA 20 100 50	p.71	FA 20 401 30	p.59	FA 20 903 02	p.62
FA 10 117 01	p.19	FA 20 102 10-	p.68	FA 20 401 30S	p.59	FA 20 904 XX	P. 50
FA 10 201 00 -	p.14	FA 20 102 15-	p.68	FA 20 402 03	p.52	FA 30 000 35	p.82
FA 10 201 01	p.14	FA 20 102 20 -	p.68	FA 20 402 03B	p.52	FA 30 000 45	p.82
FA 10 202 00 -	p.14	FA 20 102 30 -	p.68	FA 20 402 07	p.52	FA 30 200 15	p.83
FA 10 202 01	p.14	FA 20 102 40 -	p.68	FA 20 402 07B	p.52	FA 30 300 15 -	p.83
FA 10 203 00	p.30	FA 20 102 50	p.68	FA 20 402 10	p.53	FA 30 300 20	p.83
FA 10 204 00	p.27	FA 20 103 00A	p.69	FA 20 402 10B	p.53	FA 30 303 15 -	p.83
FA 10 204 01	p.17	FA 20 103 00B	p.69	FA 20 402 10S	p.53	FA 30 303 20	p.83
FA 10 205 00	p.27	FA 20 103 10 -	p.69	FA 20 402 15	p.54	FA 30 304 18	p.83
FA 10 205 00A -	p.17	FA 20 103 20 -	p.69	FA 20 402 15B	p.54	FA 30 305 10 -	p.41
FA 10 205 01A	p.17	FA 20 103 30 -	p.69	FA 20 402 20	p.54	FA 30 305 15 -	p.41
FA 10 206 00A -	p.16	FA 20 103 40 -	p.69	FA 20 402 20S	p.54	FA 30 305 20	p.41
FA 10 206 01A	p.16	FA 20 103 50	p.69	FA 20 403 10	p.56	FA 30 306 20	p.42
FA 10 207 00-	p.18	FA 20 103 10C	p.68	FA 20 410 10	p.58	FA 30 308 20	p.39
FA 10 207 01	p.18	FA 20 103 20C	p.68	FA 20 410 20	p.58	FA 30 309 20	p.37
FA 10 211 00	p.40	FA 20 104 00	p.70	FA 20 410 30	p.58	FA 30 400 18	p.83
FA 10 212 00	p.38	FA 20 104 10 -	p.70	FA 20 500 02	p.64	FA 30 402 10 -	p.41
FA 10 213 00	p.26	FA 20 104 20 -	p.70	FA 20 502 00A	p.64	FA 30 402 15	p.41
FA 10 214 00 -	p.36	FA 20 104 30 -	p.70	FA 20 502 02	p.63	FA 30 403 15	p.42
FA 10 214 01	p.36	FA 20 104 40 -	p.70	FA 20 503 01	p.62	FA 30 405 15	p.39
FA 10 215 00 -	p.12	FA 20 104 50	p.70	FA 20 503 02	p.63	FA 30 406 20	p.37
FA 10 215 01	p.12	FA 20 113 30 -	p.72	FA 20 504 03	p.61	FA 30 500 15 -	p.85
FA 10 216 00 -	p.13	FA 20 113 50	p.72	FA 20 504 03B	p.61	FA 30 500 20	p.85
FA 10 216 01 -	p.13	FA 20 200 00	p.73	FA 20 504 06	p.61	FA 30 502 15 -	p.85
FA 10 216 02	p.13	FA 20 200 01	p.75	FA 20 504 06B	p.61	FA 30 502 20	p.85
FA 10 217 00 -	p.19	FA 20 200 02	p.74	FA 20 504 12	p.61	FA 30 503 15 -	p.85
FA 10 217 01	p.19	FA 20 200 97	p.73,74,75	FA 20 505 02	p.64	FA 30 503 20	p.85
FA 10 301 00	p.23	FA 20 200 98	p.73,74,75	FA 20 600 06 -	p.57	FA 30 512 12 -	p.87
FA 10 302 00	p.25	FA 20 200 99	p.73,74,75	FA 20 600 10	p.57	FA 30 512 20	p.87
FA 10 303 00	p.25	FA 20 201 00	p.73,74,75	FA 20 600 15 -	p.57	FA 30 513 20	p.87



INDEX

FA 30 514 20	p.86	FA 50 106 22	p.106	FA 60 004 15A	p.42	FA 60 028 14	p.130
FA 30 522 10 -	p.86	FA 50 107 15B	p.102	FA 60 005 06 -	p.132	FA 60 029 05 -	p.133
FA 30 522 15 -	p.86	FA 50 201 22	p.102	FA 60 005 08 -	p.132	FA 60 029 10	p.133
FA 30 522 20	p.86	FA 50 201 22B	p.102	FA 60 005 12 -	p.132	FA 60 030 04	p.125
FA 30 600 10	p.85	FA 50 202 17	p.101	FA 60 005 15 -	p.132	FA 60 032 00	p.134
FA 30 600 13	p.85	FA 50 203 20	p.101	FA 60 005 20 -	p.132	FA 60 033 18	p.138
FA 30 600 15	p.85	FA 50 207 55	p.101	FA 60 005 30	p.132	FA 60 033 19	p.138
FA 30 610 15	p.87	FA 50 208 11	p.105	FA 60 006 10	p.133	FA 60 034 00	p.125
FA 30 614 20	p.86	FA 50 208 60	p.105	FA 60 006 10S	p.133	FA 60 036 03	p.119
FA 30 620 15	p.86	FA 50 209 14	p.106	FA 60 006 20	p.133	FA 60 036 05	p.119
FA 30 621 15	p.86	FA 50 210 11	p.106	FA 60 006 20S	p.133	FA 60 037 12	p.133
FA 30 702 20	p.84	FA 50 211 75	p.106	FA 60 007 00	p.135	FA 60 038 00	p.128
FA 30 703 20	p.84	FA 50 212 21	p.104	FA 60 007 01	p.136	FA 60 038 01	p.128
FA 30 722 20	p.88	FA 50 213 80	p.101	FA 60 007 02	p.136	FA 60 039 12	p.139
FA 30 723 20	p.88	FA 50 214 60	p.105	FA 60 007 03	p.134	FA 60 039 12S	p.139
FA 30 800 15	p.84	FA 50 215 50	p.101	FA 60 007 04	p.137	FA 60 039 12W	p.139
FA 30 820 15	p.88	FA 50 216 55	p.101	FA 60 008 00 -	p.129	FA 60 039 12WS	p.139
FA 30 822 15	p.88	FA 50 217 22B	p.103	FA 60 008 01	p.129	FA 60 039 24	p.139
FA 30 900 20	p.89	FA 50 218 60	p.105	FA 60 008 03	p.129	FA 60 039 24S	p.139
FA 30 1000 20	p.89	FA 50 219 14B	p.149	FA 60 008 04	p.129	FA 60 039 24W	p.139
FA 40 300 15	p.94	FA 50 220 21	p.104	FA 60 010 00	p.124	FA 60 039 24WS	p.139
FA 40 302 15	p.94	FA 50 221 17	p.104	FA 60 011 00	p.128	FA 60 040 00	p.127
FA 40 303 15	p.94	FA 50 222 55	p.107	FA 60 012 00	p.125	FA 60 041 00	p.126
FA 40 400 15	p.41	FA 50 223 15	p.107	FA 60 014 00	p.128	FA 60 042 00	p.126
FA 40 500 10 -	p.94	FA 50 224 18	p.100	FA 60 014 01	p.128	FA 60 043 00	p.123
FA 40 500 15 -	p.94	FA 50 225 23B	p.100	FA 60 015 00	p.124	FA 60 101 00	p.117
FA 40 500 20	p.94	FA 50 226 60	p.105	FA 60 015 01	p.124	FA 60 101 01	p.117
FA 40 502 10 -	p.94	FA 50 227 60	p.105	FA 60 016 01	p.131	FA 60 101 02	p.117
FA 40 502 15 -	p.94	FA 50 228 18B	p.104	FA 60 016 02	p.131	FA 60 102 00	p.117
FA 40 502 20	p.94	FA 50 229 25B	p.104	FA 60 016 05	p.131	FA 60 103 00	p.118
FA 40 503 10 -	p.94	FA 50 301 23	p.100	FA 60 016 06	p.131	FA 60 104 00	p.119
FA 40 503 15 -	p.94	FA 50 301 23B	p.100	FA 60 017 15	p.41	FA 60 105 00	p.112
FA 40 503 20	p.94	FA 50 302 22	p.102	FA 60 018 00	p.130	FA 60 105 01	p.113
FA 40 600 10 -	p.94	FA 50 302 22B	p.102	FA 60 019 00 -	p.130	FA 60 105 02	p.113
FA 40 600 15	p.94	FA 50 304 22B	p.103	FA 60 019 01	p.130	FA 60 105 07	p.112
FA 40 900 20	p.96	FA 50 305 16	p.106	FA 60 022 00	p.120	FA 60 106 00	p.114
FA 40 901 20	p.96	FA 50 400 16	p.107	FA 60 022 01	p.120	FA 60 200 00	p.140
FA 40 902 20	p.96	FA 50 401 10	p.107	FA 60 022 02	p.120	FA 60 200 01	p.141
FA 40 903 20 -	p.96	FA 50 900 00	p.103	FA 60 022 03	p.121	FA 60 320 00	p.126
FA 40 903 40	p.96	FA 60 001 00	p.116	FA 60 022 04	p.121	FA 60 330 00	p.126
FA 40 904 20 -	p.96	FA 60 001 02	p.116	FA 60 022 05	p.121	FA 60 900 00	p.135
FA 40 904 40	p.96	FA 60 001 03	p.116	FA 60 022 06	p.121	FA 70 000 98	p.149
FA 40 905 20	p.41	FA 60 001 04	p.116	FA 60 022 11	p.120	FA 70 001 00	p.148
FA 40 906 50 -	p.97	FA 60 002 00	p.116	FA 60 022 12	p.120	FA 70 002 00	p.148
FA 40 906 100	p.97	FA 60 002 01	p.117	FA 60 022 13	p.120	FA 70 003 00	p.148
FA 40 907 20	p.37	FA 60 002 02	p.117	FA 60 023 20	p.122	FA 70 004 00	p.148
FA 50 101 17	p.100	FA 60 002 03	p.116	FA 60 023 20R	p.122	FA 70 005 00	p.159
FA 50 101 17B	p.100	FA 60 003 20	p.122	FA 60 026 00	p.125	FA 70 006 00	p.151
FA 50 102 17	p.100	FA 60 003 20S	p.122	FA 60 027 10 -	p.130	FA 70 007 00	p.151
FA 50 103 22	p.102	FA 60 003 30	p.122	FA 60 027 12	p.130	FA 70 007 01	p.151
FA 50 103 22B	p.102	FA 60 003 30S	p.122	FA 60 027 10A -	p.130	FA 70 008 00	p.150
FA 50 105 22B	p.103	FA 60 004 15	p.133	FA 60 027 12A	p.130	FA 70 008 01	p.150



INDEX

FA 70 008 02	p.150	FA 80 111 00	p.170	TS 90 001 03	p.176
FA 70 009 20 -	p.155	FA 80 112 00	p.169	TS 90 001 04	p.178
FA 70 009 40	p.155	FA 80 113 00	p.170	TS 90 001 05	p.178
FA 70 009 98	p.155	FA 80 114 00	p.171	TS 90 001 06	p.176
FA 70 009 99	p.155	FA 80 115 00	p.172	TS 90 001 07	p.178
FA 70 010 99	p.149	FA 80 116 00	p.172	TS 90 001 08	p.178
FA 70 011 99	p.149	FA 80 117 00	p.172	TS 90 001 09	p.177
FA 70 012 99	p.149	FA 80 118 00	p.173	TS 90 001 10	p.177
FA 70 013 00	p.149	FA 90 004 00	p.149	TS 90 001 11	p.177
FA 70 014 00	p.94	FA 90 005 00	p.70	TS 90 001 12	p.177
FA 70 015 00	p.148	FA 90 100 00	p.174	TS 90 001 13	p.177
FA 70 016 00 -	p.151	FA 90 101 00	p.175	TS 90 001 14	p.177
FA 70 016 01	p.151	FA 90 102 00	p.174	TS 90 100 00	p.179
FA 70 017 00 -	p.151	FA 90 103 00	p.174	TS 90 101 00	p.179
FA 70 017 01	p.151	FA 90 105 00	p.175		
FA 70 018 00	p.160	FA 90 106 00	p.175		
FA 70 019 00	p.159	FA 90 107 00	p.175		
FA 70 020 00	p.160	FA 90 108 00	p.116,117		
FA 70 021 00	p.148	FA 90 109 00	p.116,117		
FA 70 022 00 -	p.151	FA 90 115 00	p.175		
FA 70 022 01	p.151	FA 90 116 00	p.174		
FA 70 023 01	p.150	FA 90 117 00	p.175		
FA 70 024 01	p.150	FA 90 131 16	p.174		
FA 70 025 20 -	p.157	FA 90 131 18	p.174		
FA 70 025 30 -	p.157	FA 90 203 00	p.174		
FA 70 025 50	p.157	HP 10 200 00B	p.162		
FA 70 027 20 -	p.156	HP 10 200 00O	p.162		
FA 70 027 30 -	p.156	HP 10 200 00R	p.162		
FA 70 027 50	p.156	HP 10 200 00W	p.162		
FA 70 028 11	p.159	HP 10 200 01	p.162		
FA 70 029 06	p.161	HP 20 100 00	p.162		
FA 70 029 06R	p.161	KS 2001	p.73		
FA 70 030 11	p.159	KS 4000	p.140		
FA 70 031 00	p.158	KS 5000	p.142		
FA 70 032 00	p.158	KS 6000	p.74		
FA 70 101 00	p.155	KS 7000	p.75		
FA 70 101 20 -	p.155	KS 8000	p.76		
FA 70 101 40	p.155	KS 9000	p.77		
FA 70 201 00	p.154	LA 10 250 10	p.180		
FA 70 201 20 -	p.154	LA 10 300 10 -	p.180		
FA 70 201 40	p.154	LA 10 300 15	p.180		
FA 80 001 00	p.166	LA 10 400 10 -	p.180		
FA 80 002 00	p.166	LA 10 400 20	p.180		
FA 80 005 00	p.167	LA 10 500 10 -	p.180		
FA 80 008 00	p.168	LA 10 500 15 -	p.180		
FA 80 103 00	p.166	LA 10 500 20	p.180		
FA 80 104 00	p.167	LA 10 1000 11 -	p.181		
FA 80 104 01	p.167	LA 10 1000 16	p.181		
FA 80 105 00	p.168	SEALPACK	p.157		
FA 80 108 00	p.168	TS 90 001 00	p.176		
FA 80 109 00	p.169	TS 90 001 01	p.176		
FA 80 110 00	p.169	TS 90 001 02	p.176		

KRATOS SAFETY™ est une marque déposée. La société se réserve le droit de modifier les caractéristiques de ses produits sans préavis. Document non contractuel, sous réserve d'erreurs d'impression. Reproduction interdite.

KRATOS SAFETY™ is a registered trademark. The company reserves the right to change manufacturing specifications of its products without notice. Non-contractual document, subject to printing errors. Reproduction prohibited.

KRATOS SAFETY™ es una marca registrada. La empresa se reserva el derecho de modificar las características de sus productos sin previo aviso. Documento no contractual, bajo reserva de errores de impresión. Reproducción prohibida.

KRATOS SAFETY™ è un marchio registrato. La società si riserva il diritto di modificare, anche senza preavviso, le caratteristiche dei propri prodotti. Documento non contrattuale, con riserva di errori di stampa. È vietata la riproduzione.

KRATOS SAFETY™ ist eine eingetragene Marke. Das Unternehmen behält sich das Recht vor, die Merkmale seiner Produkte ohne Vorwarnung zu ändern. Vertraglich nicht bindendes Dokument, Druckfehler vorbehalten. Vervielfältigung verboten.





Résistance à la rupture / Ouverture
Breaking strength / Gate opening
Resistencia a la ruptura / Apertura
Resistenza alla rottura / Apertura
Bruchfestigkeit / Öffnung



Type d'ouverture
Opening system
Tipo de apertura
Sistema di apertura
Öffnungssystem

KEYLOCK

Keylock
Keylock
Keylock
Keylock

SCREW

À vis
Screw-locking
Con tornillo
A vite
Schraubsystem

DOUBLE ACTION

Double action
Double action
Doble acción
Doppia azione
Doppelt wirkend

QUARTER

Quart de tour
Quarter turn-locking
Cuarto de vuelta
1/4 giro
Vierteldrehung

TRIPLE ACTION

Triple action
Triple action
Triple acción
Tripla azione
Dreifach wirkend



Certifié par l'Union Internationale des Associations d'Alpinisme
Certified by International Climbing and Mountaineering Federation
Certificado por la Unión Internacional de Asociaciones de Alpinismo
Certificato dal' Unione Internazionale delle associazioni Alpinistiche
Zertifiziert vom der Union Internationale des Associations d'Alpinisme

CAPTIVE PIN

Équipé d'une barrette de sûreté
Has a captive pin
Equipado con un pasador de seguridad
Con perno di sicurezza
Mit Sicherheitsriegel

INDICATOR

Équipé d'un témoin de chute
Has a fall indicator
Equipado con un testigo de caída
Con indicatore di caduta
Mit Sturzindikator

INDIVIDUAL NUMBER

Possède un n° de série
Has a serial number
Posee un n.° de serie
Con numero di serie
Besitzt eine Seriennr.



S'utilise **uniquement** dans une direction horizontale (X)/verticale (Y) par rapport à l'installation
Can be used **only** in a horizontal (X)/vertical (Y) direction in relation to the installation
Se usa **únicamente** en una dirección horizontal (X)/vertical (Y) con respecto a la instalación
Può essere utilizzato esclusivamente seguendo una direzione orizzontale (X)/verticale (Y)
Im Verhältnis zur Installation **nur** in horizontaler (X)/vertikaler (Y) Richtung verwenden



S'utilise à la fois dans une direction horizontale et une direction verticale par rapport à l'installation
Can be used both in a horizontal and in a vertical direction in relation to the installation
Se usa tanto en una dirección horizontal como vertical con respecto a la instalación
Può essere utilizzato sia seguendo una direzione orizzontale che una verticale
Im Verhältnis zur Installation sowohl in vertikaler als auch in horizontaler Richtung verwendbar



S'utilise dans les 3 directions par rapport à l'installation
Can be used in the 3 directions in relation to the installation
Se usa en las 3 direcciones con respecto a la instalación
Può essere utilizzato in tutte e 3 le direzioni
Im Verhältnis zur Installation nur in alle 3 Richtungen verwendbar



Nombre d'utilisateurs
Number of users
Cantidad de usuarios
Quantità di utilizzatori
Anzahl der Benutzer



Charge maxi admissible
Max. allowed load
Carga máxima admisible
Carico massimale ammissibile
Zulässige Höchstlast



Charge maxi admissible sous tête / sur jambe
Max. allowed load under head/on leg
Carga máxi admisible bajo cabecal / en pata
Peso massimale sotto la testa su una gamba
Zulässige Höchstlast unter Kopf / auf Bein



Empattement base/base en H
H-shaped wheelbase
Distancia entre ejes de base/base en H
Ingombro base/base a H
Standbreite Basis/Basis in H



Empattement d'un trépied / Empattement intérieur et extérieur entre 2 trépieds
Tripod footprint / Internal and external footprint between 2 tripods
Distancia entre ejes de un trípode / Distancia interior y exterior entre ejes de 2 trípodes
Ingombro treppiede / Ingombro interno ed esterno tra 2 treppiedi
Standbreite eines Dreibeins / Innere und äußere Standbreite zwischen 2 Dreibeinen



Distance entre 2 pieds / Diamètre du cercle circonscrit entre les 4 pieds
Distance between 2 feet / Diameter of the circumscribed circle between the 4 feet
Distancia entre 2 patas / Diámetro del círculo definido entre las 4 patas
Distanza tra due piedi / Diametro del cerchio circoscritto tra i 4 piedi
Abstand zwischen 2 Beinen / Durchmesser des Kreises zwischen den 4 Beinen



Empattement du trépied
Tripod footprint
Distancia entre ejes del trípode
Basamento
Standbreite des Dreibeins



Fixations à utiliser / Dimensions de la structure d'accueil
Fasteners to use / Dimensions of the receiving structure
Fijaciones que deben usarse / Dimensiones de la estructura receptora
Elementi di fissaggio da utilizzare / Dimensioni della struttura ospitante
Zu verwendende Befestigungen / Abmessungen der Aufnahmestruktur



Rotation à 360°
360° rotation
Rotación de 360°
Rotazione a 360°
Rotation um 360°

ISO CONTAINER

Conteneur ISO
ISO Container
Contenedor ISO
Container ISO
ISO Container

DIM.

Dimensions
Dimensions
Dimensiones
Dimensioni
Abmessungen

DIM. ↑↓

Hauteur
Height
Altura
Altezza
Höhe

LG. / F MIN. -> MAX.

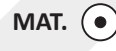
Longueur mini->maxi / Flèche mini->maxi
Min->Max. length / Min->Max. deflection
Longitud mínima->máxima / Flecha mínima->máxima
Lunghezza min->max / Flessione min->max
Länge min. -> max. / Durchhang min. -> max.



MAT. Matière connecteur / tendeur
Material of connector / tensioner
Material del conector / tensor
Materia del connettore / Tenditore
Material Verbinder / Spanner

TENSION INDICATOR

Équipé d'un témoin de tension
Has a tension indicator
Equipado con un testigo de tensión
Con indicatore di tensione
Mit Spannungsanzeige



Matière et diamètre de la corde à utiliser
Material & diameter of rope to use
Material y diámetro de la cuerda que debe usarse
Materia e diametro della corda ad utilizzare
Material und Durchmesser des zu verwendenden Seils



MAT. Matière, diamètre et longueur de la corde à utiliser
Material, diameter and length of rope to use
Material, diámetro y largo de la cuerda que debe usarse
Materiale, diametro e lunghezza della corda da usare
Material, Durchmesser und Länge des zu verwendenden Seils

m/s

Vitesse maximale de descente
Maximum descent speed
Velocidad máxima de descenso
Velocità massima di discesa
Max. Abseilgeschwindigkeit



À utiliser avec la main droite (R) / gauche (L)
To be used with right hand (R) / left hand (L)
Para usar con la mano derecha (R) / izquierda (L)
Ad essere utilizzato con la mano diritta (R) / sinistra (L)
Mit der rechten Hand (R) / linken Hand (L) zu verwenden

DIA.

Diamètre
Diameter
Diámetro
Diametro
Durchmesser

MAT.

Matière et diamètre du réa
Material and diameter of sheave
Material y diámetro de la roldana
Materiale e diametro della gola
Material und Durchmesser der Seilscheibe

BEARING TYPE

Type de roulement
Bearing type
Tipo de rodamiento
Tipo di cuscinetto
Lagertyp

BALL BEARING

Roulement à billes
Ball bearing
Rodamiento de bolas
Cuscinetto a sfera
Kugellager

DRY BEARING

Roulement sur bague
Dry bearing
Rodamiento en anillo
Cuscinetto a secco
Rollenlager

MBS (kN) /WL (kN)

Résistance à la rupture (kN) / Charge de travail (kN)
Minimum Breaking Strength / Working load (kN)
Resistencia a la ruptura (kN) / Carga de trabajo (kN)
Resistenza alla rottura (kN) / Carico di lavoro (kN)
Bruchfestigkeit (kN) / Nutzlast (kN)

MAT.

Matière du connecteur
Material of connector
Material del conector
Materia del connettore
Material des Verbinders

MAX. ↓

Hauteur maximale de descente
Maximum descent distance
Altura máxima de descenso
Altezza massima di discesa
Max. Abseilhöhe



Tour de tête
Head measurement
Perímetro de cabeza
Torre di testa
Kopfumfang

RIGID BOTTOM

Fond rigide
Rigid bottom
Fondo rígido
Fondo rigido
Fester Boden

VOL.

Volume
Volume
Volumen
Volume
Volumen



Matière et ouverture du connecteur
Material and gate opening of connector
Material y apertura del conector
Materiale e apertura del connettore
Material und Öffnungssystem des Verbinders



Poids maxi des outils à accrocher
Max weight of tools to attach
Peso máx. de las herramientas para enganchar
Peso massimale degli attrezzi ad appendere
Höchstgewicht der zu befestigenden Werkzeuge




Point d'ancrage pour outil
Tool anchor point
Punto de anclaje para herramienta
Punto di ancoraggio dell'attrezzo
Werkzeugverankerungspunkt



Point d'accrochage pour outil
Tool tether point
Punto de sujeción para herramienta
Punto di aggancio dell'attrezzo
Werkzeugverbindungsschlaufe



Longe porte-outils
Tool lanyard
Eslinga portaherramientas
Cordino per attrezzo
Verbindungsmittel für Werkzeug



MAT.

Matière carter / câble
Material of casing / wire rope
Material carter / cable
Material dei carter / Cavo
Material Gehäuse / Seil



MAT.

Matière carter / sangle
Material of casing / webbing
Material carter / correa
Material dei carter / Cinghia
Material Gehäuse / Gurt



Matière connecteur haut / connecteur bas
Material of top connector / bottom connector
Material conector alto / conector bajo
Materiale connettore alto / connettore basso
Material oberes / unteres Verbindungselement



Acier
Steel
Acero
acciaio
Stahl



Aluminium
Aluminium
Aluminio
Alluminio
Aluminium



Acier inoxydable
Stainless steel
Acero inoxidable
Acciaio Inox
Rostfreier Stahl

ARAMID

Aramid
Aramid
Aramida
Aramid
Aramid

JUTE

Jute
Jute
Yute
luta
Jute

P

Polymère
Polymer
Polimero
Polimero
Polimero
Polymer

PA

Polyamide
Polyamide
Poliamida
Poliammide
Polyamid

PES

Polyester
Polyester
Poliéster
Poliestere
Polyester

PES + TREATMENT

Polyester avec traitement oléofuge, hydrofuge, anti-salissure
Polyester with oil, water and dust-repellent treatment
Poliéster con tratamiento oleofugo, hidrófugo, antisuciedad
Poliestere con trattamento oleofuga, idrofuga e antimacchia
Polyester mit öl-, wasser- und schmutzabweisender Ausrüstung



PES + TREATMENT

Polyester élastique avec traitement oléofuge, hydrofuge, anti-salissure
Elastic polyester with oil, water and dust-repellent treatment
Poliéster elástico con tratamiento oleofugo, hidrófugo, antisuciedad
Poliestere elastico con trattamento oleofuga, idrofuga e antimacchia
Elastisches Polyester mit öl-, wasser- und schmutzabweisender Ausrüstung

PP

Polypropylène
Polypropylene
Polipropileno
Polipropilene
Polypropylen

PS

Polystyrène
Polystyrene
Poliestireno
Polistirol
Styropor

PVC

PVC
PVC
PVC
PVC
PVC

PU

Polyuréthane
Polyurethane
Poliuretano
Poliuretano
Polyurethan

FIBERGLASS

Fibre de verre
Fiberglass
Fibra de vidrio
Fibra di vetro
Glasfaser



Utilisable en Atmosphère Explosible
Usable in Explosive Atmosphere
Utilizable en atmósfera explosiva
Utilizzabile in atmosfera esplosiva
Verwendbar in explosionsgefährdeten Umgebungen



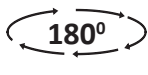
Protection diélectrique
Dielectric protection
Protección dieléctrica
Prodotto con protezione dielettrica
Dielektrischer Schutz



Sangle pouvant résister jusqu'à des températures maximales de 371°C
Strap that can withstand temperatures up to 371 °C
Correa que puede resistir temperaturas máximas de hasta 371 °C
Cinghie possono resistere alle temperature di massimo 371°C
Gurt hitzeresistent bis maximal 371°C



Sangle pouvant résister à des projections de métal en fusion
Strap that can withstand splashes of molten metal
Correa que puede resistir proyecciones de metal en fusión
Cinghie possono resistere alle proiezioni di metallo in fusione
Gurt beständig gegen Spritzer von Schmelzmetall



Ceinture rotative à 180°
180° rotating belt
Cinturón giratorio 180°
Cintura rotante a 180°
Um 180° drehbarer Gürtel



Nombre d'émerillons
Number of swivels
Cantidad de eslabones giratorios
Numero di tornichetti
Anzahl der Wirbel

R (kN)

Résistance (en kN)
Resistance (kN)
Resistencia (en kN)
Resistenza (kN)
Belastbarkeit (in kN)

FACTOR 2

Utilisable en Facteur de chute 2
Usable in Fall Factor 2
Utilizable en factor de caída 2
Utilizzabile con fattore di caduta 2
Verwendbar bei Sturzfaktor 2



Indice de protection relatif à l'étanchéité (poussière et eau)
Degree of protection related to sealing (dust and water)
Índice de protección relativo a la estanqueidad (polvo y agua)
Indice di protezione relativo all'impermeabilizzazione (polvere e acqua)
IP-Schutzart (Staub und Wasser)

R (KN) / MBS (KN)

Résistance statique (en kN) / Résistance à la rupture (kN)
Static strength / Minimum Breaking Strength
Resistencia estática (en kN) / Resistencia a la ruptura (kN)
Resistenza statica (in kN) / Resistenza alla rottura (kN)
Statische Festigkeit (in kN) / Bruchfestigkeit (kN)



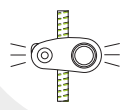
Homologué pour le travail à proximité d'arêtes vives
Approved for work near sharp edges
Homologado para trabajo cerca de aristas vivas
Omologato per lavoro in prossimità di spigoli vivi
Zugelassen für Arbeiten in der Nähe scharfer Kanten



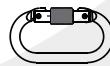
Utilisation possible dans une Plateforme Élévatrice Mobile de Personne où le risque de chute à proximité d'une double arête vive est présent / Can be used in a Mobile Elevating Working Platform where the risk of falling near a double sharp edge is present / Uso possibile in una Piattaforma Elevadora Móvil de Personas, donde hay un riesgo de caída cerca de una doble arista viva / Possibilità di utilizzare il dispositivo in una piattaforma di lavoro mobile elevabile in cui sussiste il rischio di caduta in prossimità di un doppio spigolo vivo / Einsatz auf mobiler Hubarbeitsbühne möglich, wo ein Absturzrisiko nahe einer doppelten scharfen Kante besteht



2-en-1 : antichute et évacuation
2-in-1: fall arrest & rescue
2 en 1: anticaída y evacuación
2-in-1: anticaduta ed evacuazione
Zin1: Fangvorrichtung und Bergung



Coulisseau doté d'un point fixe
Rope grab with a fixed point lock
Corredera provista de punto fijo
Guida a punto fisso
Gleitelement mit Festpunkt



Matière du connecteur
Material of connector
Material del conector
Materia del connettore
Material des Verbinders



Largeur de l'absorbeur d'énergie
Width of the energy absorber
Ancho del absorbedor de energía
Larghezza del assorbitore di energia
Breite des Falldämpfers



Matière connecteurs
Material of connectors
Material de los conectores
Materie connettori
Material der Verbinders

MAX. DIELECTRIC RESISTANCE

Résistance diélectrique maxi
Max. dielectric resistance
Resistencia dieléctrica máxi
Resistenza dielettrica massimale
Max. dielektrischer Widerstand



PA 12 mm

Corde toronnée en polyamide, diamètre 12 mm
Polyamide twisted rope, dia. 12 mm
Cuerdas torcidas de poliamida, diámetro de 12 mm
Fune a trefoli in poliammide da 12 mm
Gedrehtes Polyamidseil, Durchmesser 12 mm



PA 14-16 mm

Corde toronnée en polyamide, diamètre 14-16 mm
Polyamide twisted rope, dia. 14-16 mm
Cuerdas torcidas de poliamida, diámetro de 14-16 mm
Corda a trefoli in poliammide, diametro 14-16 mm
Gedrehtes Polyamidseil, Durchmesser 14-16 mm

SLOW RETRACTION CABLE

Câble à vitesse de rétraction réduite
Slow retraction cable
Cable de retracción lenta
Cavo a retrazione lenta
Langsames Einziehkabel



PA 11 mm

Corde tressée en polyamide, diamètre 11 mm
Polyamide Kernmantle rope, dia. 11 mm
Cuerdas trenzadas de poliamida, diámetro de 11 mm
Cinghia elastica in poliestere da 30 mm
Geflochtenes Polyamidseil, Durchmesser 11 mm




PA 12 mm

Corde tressée en polyamide, diamètre 12 mm
Polyamide Kernmantle rope, dia. 12 mm
Cuerdas trenzadas de poliamida, diámetro de 12 mm
Corda intrecciata in poliammide, diametro 12 mm
Geflochtenes Polyamidseil, Durchmesser 12 mm




PES

Sangle en polyester, largeur 30 mm
Polyester webbing, 30 mm width
Correa de poliéster, ancho de 30 mm
Cinghia in poliester da 30 mm
Polyestergurt, 30 mm breit



PES

Sangle élastique en polyester, largeur 30 mm
Polyester expandable webbing, 30 mm width
Correa elástica de poliéster, ancho de 30 mm
Cinghia elastica in poliester da 30 mm
Elastischer Polyestergurt, 30 mm breit



PES

Sangle élastique en polyester, largeur 45 mm
Polyester expandable webbing, 45 mm width
Correa elástica de poliéster, ancho de 45 mm
Cinghia elastica in poliester da 45 mm
Elastischer Polyestergurt, 45 mm breit

MAT.



Matière boucle de réglage / coulisseau
Material of adjustment buckle / rope grab
Material de hebilla de ajuste / corredera
Materia fibbia di regolazione / anticaduta scorrevole
Material der Einstellschnalle/des Gleitelements



KRATOS SAFETY SAS

689 Chemin du Buclay
38540 Heyrieux - FRANCE
Tel : +33 (0)4 72 48 78 27
Fax : +33 (0)4 72 48 58 32
E-mail: info@kratossafety.com

www.kratossafety.com



Printed on FSC® certified paper
from responsibly harvested sources

